

# TOWN OF CORTLANDT

## ADOPTED BUDGET F.Y. 2024



Richard H. Becker, M.D.  
Town Supervisor



**THIS PAGE INTENTIONALLY LEFT BLANK**

**TOWN OF CORTLANDT SUMMARY OF 2024 ADOPTED TOWN BUDGETS**

FUND DESCRIPTION	APPROPRIATION	REVENUE	UNEXPENDED	TAX LEVY	24 TAX	23 TAX	22 TAX	21 TAX
			BALANCE		PER \$1,000 ASSESSED VALUATION	PER \$1,000 ASSESSED VALUATION	PER \$1,000 ASSESSED VALUATION	PER \$1,000 ASSESSED VALUATION
10 GEN'L FD. TOWNWIDE	\$14,233,227	\$10,249,457	\$775,000	\$3,208,770	29.00	27.06	26.37	26.37
34 HIGHWAY BRIDGES	\$27,500	0	0	27,500	0.26	0.26	0.26	0.26
TAX OVERLAY	-----	-----	-----	500,000	4.53	4.55	4.57	4.57
<b>TOTAL TOWN WIDE (CROTON)</b>	<b>\$14,260,727</b>	<b>\$10,249,457</b>	<b>\$775,000</b>	<b>\$3,736,270</b>	<b>33.80</b>	<b>31.87</b>	<b>31.21</b>	<b>31.20</b>
15 TOWN O/S CROTON	\$700,363	0	0	\$700,363	7.90	7.52	7.51	7.52
<b>TOTAL (BUCHANAN)</b>	<b>14,961,090</b>	<b>10,249,457</b>	<b>775,000</b>	<b>4,436,633</b>	<b>41.69</b>	<b>39.39</b>	<b>38.72</b>	<b>38.72</b>
20 GEN'L FUND T.O.V.	\$13,797,575	4,141,753	\$400,000	\$9,255,822	112.45	107.87	106.11	106.34
32 HIGHWAY	\$7,648,006	1,095,076	215,000	\$6,337,930	77.00	77.35	77.52	77.80
<b>SUBTOTAL T.O.V.</b>	<b>21,445,581</b>	<b>5,236,829</b>	<b>615,000</b>	<b>15,593,752</b>	<b>189.46</b>	<b>185.22</b>	<b>183.63</b>	<b>184.14</b>
<b>TOTAL (TOWN O/S VILLAGE)</b>	<b>\$36,406,671</b>	<b>\$15,486,286</b>	<b>\$1,390,000</b>	<b>\$20,030,385</b>	<b>231.15</b>	<b>224.61</b>	<b>222.34</b>	<b>222.86</b>
41 CONS. WATER DIST.	\$7,998,142	\$6,896,757	100,000	\$1,001,385	14.98	15.25	15.39	15.46
<b>TOTAL (T.O.V. &amp; C.W.D.)</b>	<b>44,404,813</b>	<b>22,383,043</b>	<b>1,490,000</b>	<b>21,031,770</b>	<b>246.13</b>	<b>239.86</b>	<b>237.73</b>	<b>238.32</b>

**TOWN OF CORTLANDT SUMMARY OF 2024 ADOPTED TOWN BUDGETS**

FUND DESCRIPTION	APPROPRIATION	REVENUE	UNEXPENDED	TAX LEVY	24 TAX	23 TAX	22 TAX	21 TAX
			BALANCE		PER \$1,000 ASSESSED VALUATION			
OTHER SPECIAL DISTRICTS								
59 DICKERSON POND SEWER DIST	472,218	472,218	0	0	0.00	0.00	0.00	0.00
60 CORT. BLVD CENTRAL SEWER IMP AREA	187,095	187,095	0	0	0.00	0.00	0.00	0.00
61 CORT. BLVD WEST SEWER IMP AREA	194,820	194,820	0	0	0.00	0.00	0.00	0.00
62 SUNSET RIDGE DRAINAGE	500	0	0	500	9.10	9.20	9.20	9.20
63 CONKLIN PK EAST SEWER	3,000	0	0	3,000	6.32	6.43	6.43	6.51
65 FURNACE DOCK FIRE	60,445	0	0	60,445	44.83	44.84	44.84	41.19
66 MT. AIRY FIRE PROT.	472,288	0	0	472,288	71.75	63.01	63.01	63.75
68 CONT. VILL. FIRE	190,500	0	-2,500	193,000	61.87	59.33	59.33	54.99
69 CORT.CONT. VILL. PARK	5,574	0	0	5,574	4.19	4.15	4.15	4.11
70 EMERY RIDGE SEWER	10,000	0	0	10,000	17.34	17.33	17.33	17.26
71 MONTROSE LIGHT	65,000	0	0	65,000	11.44	15.40	15.40	14.85
72 VERPLANCK LIGHT	25,000	0	0	25,000	6.56	9.45	9.45	7.93
73 N. CORT. LIGHT	200	0	200	0	0.00	0.00	0.00	0.00
74 LAFAYETTE SEWER	5,000	0	0	5,000	3.36	5.72	5.72	7.31
75 LAFAYETTE DRAINAGE	1,500	0	0	1,500	1.31	1.31	1.31	1.31
76 HOLLOWBROOK RIDGE SEWER	3,000	0	0	3,000	14.28	14.38	14.38	14.50
77 HOLLOWBROOK RIDGE DRAINAGE	3,000	0	0	3,000	22.48	22.55	22.55	22.83
79 SKYTOP SEWER	2,000	0	0	2,000	6.97	7.02	7.02	7.04
80 CONKLIN PARK SEWER	1,000	0	0	1,000	5.88	5.97	5.97	6.00
81 FAWN RIDGE SEWER	10,000	0	0	10,000	2.64	2.69	2.69	2.73
83 N. CORTLANDT DRAINAGE	0	0	0	0	0.00	0.00	0.00	0.00
84 MOHEGAN LAKE IMPROV.	25,000	0	0	25,000	16.25	24.80	24.80	11.92
85 WASHINGTON ACRES DRAIN	3,000	0	0	3,000	6.59	6.56	6.56	6.54
86 RIDGEVALE DRAINAGE	10,000	0	0	10,000	20.23	20.27	20.27	20.09
87 WESTCHESTER MALL DRN	10,000	0	0	10,000	6.42	6.42	6.42	6.43
88 COUNTRY WOODS SEWER	1,500	0	0	1,500	3.02	3.36	3.36	3.54
89 WATERBURY MANOR SEWER	2,000	0	0	2,000	1.84	1.85	1.85	1.85
90 AMBULANCE DIST #1	280,000	0	0	280,000	11.47	12.86	12.86	12.85
91 PUTNAM PK. COL. PARK	0	0	0	0	0.00	0.00	0.00	0.00
92 AMBULANCE DIST #2	941,500	795,000	62,500	84,000	12.18	12.20	12.20	12.17
97 AMBULANCE DIST #3	400,000	0	0	400,000	8.38	8.36	8.36	8.34
94 RED OAKS SEWER	25,000	0	0	25,000	26.53	27.65	27.65	27.51
93 NORWEST SPEC.SVCS.	626,368	626,368	0	0				
TOTAL ALL BUDGETS	48,441,320	24,658,544	1,550,200	22,732,576				

<p style="text-align: center;"><b>TOWN OF CORTLANDT</b></p> <p style="text-align: center;"><b>ASSESSED VALUATION COMPARISON</b></p>
-------------------------------------------------------------------------------------------------------------------------------------

	TAX YEAR <u>2023</u> (1)	TAX YEAR <u>2024</u> (2)	<u>\$ CHANGE</u>	<u>% CHANGE</u>
<b><u>TOWNWIDE</u></b>				
TAXABLE PROPERTY	\$98,866,057	\$99,015,890	\$149,833	0.15%
SPECIAL FRANCHISE	4,791,639	4,979,087	187,448	3.91%
UTILITIES	8,516,209	8,445,584	(70,625)	-0.83%
CEILING RAILROADS	40,341	44,491	4,150	10.29%
WHOLLY EXEMPT	43,010,779	51,049,924 (3)	<u>8,039,145</u>	18.69%
<b>SUB-TOTAL</b>	<b>\$155,225,025</b>	<b>\$163,534,976</b>	<b>8,309,951</b>	
<b><u>LESS</u></b>				
WHOLLY EXEMPT	43,068,859	50,719,494 (3)	7,650,635	17.76%
PARTIAL EXEMPT	129,581	80,586	(48,995)	-37.81%
VETERANS EXEMPT	1,543,737	1,694,384	150,647	9.76%
AGED EXEMPT	<u>624,281</u>	<u>409,392</u>	<u>(214,889)</u>	-34.42%
<b><u>TOTAL TAXABLE A.V.</u></b>	<b><u>\$109,858,567</u></b>	<b><u>\$110,631,120</u></b>	<b><u>\$772,553</u></b>	

(1) Based on the 2022 Final Assessment Roll

(2) Based on the 2023 Final Assessment Roll

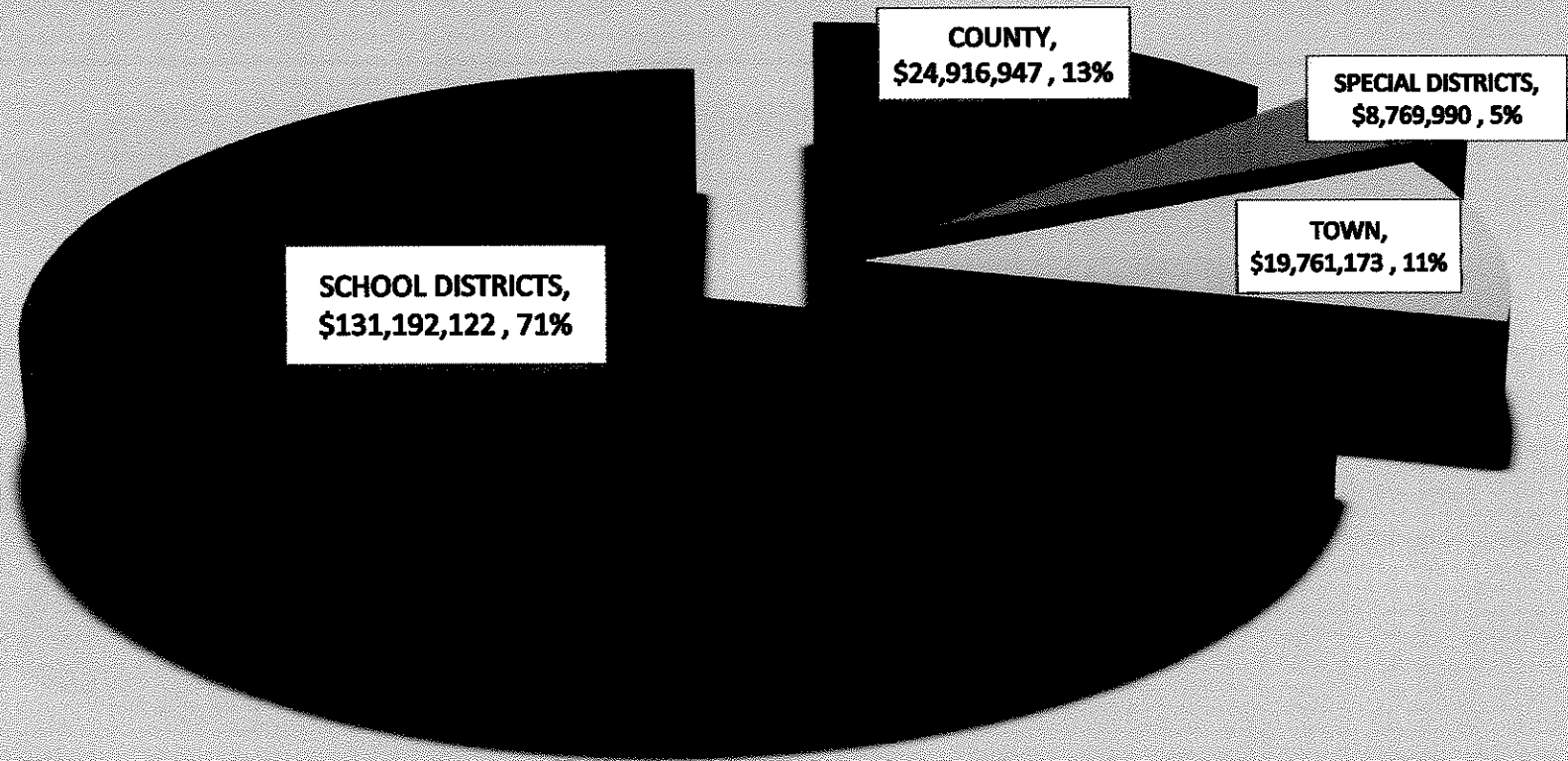
(3) Includes exemptions for Indian Point Nuclear Plant

**TOWN OF CORTLANDT  
LONG TERM DEBT F.Y. 2024**

DATE OF ISSUE	DESCRIPTION	INTEREST RATE	BALANCE DUE 1/1/2024	PAYMENT DUE PRINCIPAL (610)	INTEREST (710)	BALANCE DUE 12/31/2024	DATES DUE
<b>SERIAL BONDS (9710)</b>							
** 12-15-2004	TOWN WIDE (10)	0.34	115,000	115,000	2,875.00	0	6/15/2024
** 9-8-2010	CONS. WATER (41)	0.59	278,564	34,681	6,315.26 5,448.23	243,883	6/15/2024 12/15/2024
** 9-8-2010	TOWN WIDE (10)	0.59	705,699	87,857	15,998.65 13,802.23	617,842	6/15/2024 12/15/2024
** 9-8-2010	HIGHWAY (32)	0.59	227,309	28,300	5,153.25 4,445.75	199,009	6/15/2024 12/15/2024
** 9-8-2010	CONTINENTAL VILLAGE PK (69)	0.59	33,428	4,162	757.84 653.79	29,266	6/15/2024 12/15/2024
11-22-2016	TOWN WIDE (10)	2.49	990,713	65,143	12,450.41 11,636.12	925,570	5/15/2024 11/15/2024
11-22-2016	CONS. WATER (41)	2.49	834,287	54,857	10,484.59 9,798.88	779,430	5/15/2024 11/15/2024
10-10-2019	CONS. WATER (41)	2.20	1,640,000	90,000	24,456.25 24,456.25	1,550,000	4/1/2024 10/1/2024
10-01-2023	TOWN WIDE (10)	3.00	2,670,000	175,000	53,400.00 53,400.00	2,495,000	4/1/2024 10/1/2024
10-01-2023	CONS. WATER (41)	4.25	1,400,000	45,000	29,088.89 29,750.00	1,355,000	4/1/2024 10/1/2024
10-01-2023	CORTLANDT WEST SEWER (61)	4.50	2,760,000	45,000	60,720.00 62,100.00	2,715,000	4/1/2024 10/1/2024
10-01-2023	CORTLANDT CENTRAL SEWER (61)	4.50	2,710,000	45,000	59,620.00 60,975.00	2,665,000	4/1/2024 10/1/2024
<b>TOTAL BONDS</b>			<b>14,365,000</b>	<b>790,000</b>	<b>557,786</b>	<b>13,575,000</b>	
<b>TOTAL DEBT SERVICE</b>			<b>14,365,000</b>	<b>790,000</b>	<b>557,786</b>	<b>13,575,000</b>	
<b>DEBT SERVICE BY FUND</b>							
TOWN WIDE			4,481,412	443,000	163,562	4,038,412	
HIGHWAY			227,309	28,300	9,599	199,009	
WATER			4,152,851	224,538	139,798	3,928,313	
CONTINENTAL VILLAGE PK			33,428	4,162	1,412	29,266	
CORTLANDT WEST SEWER			2,760,000	45,000	122,820	2,715,000	
CORTLANDT CENTRAL SEWER			2,710,000	45,000	120,595	2,665,000	
			<b>14,365,000</b>	<b>790,000</b>	<b>557,786</b>	<b>13,575,000</b>	

\*\* Refunded in 2020

**TOWN OF CORTLANDT  
RECEIVER OF TAXES  
2022 TOWN AND COUNTY AND 2022-23 SCHOOL TAX WARRANTS**

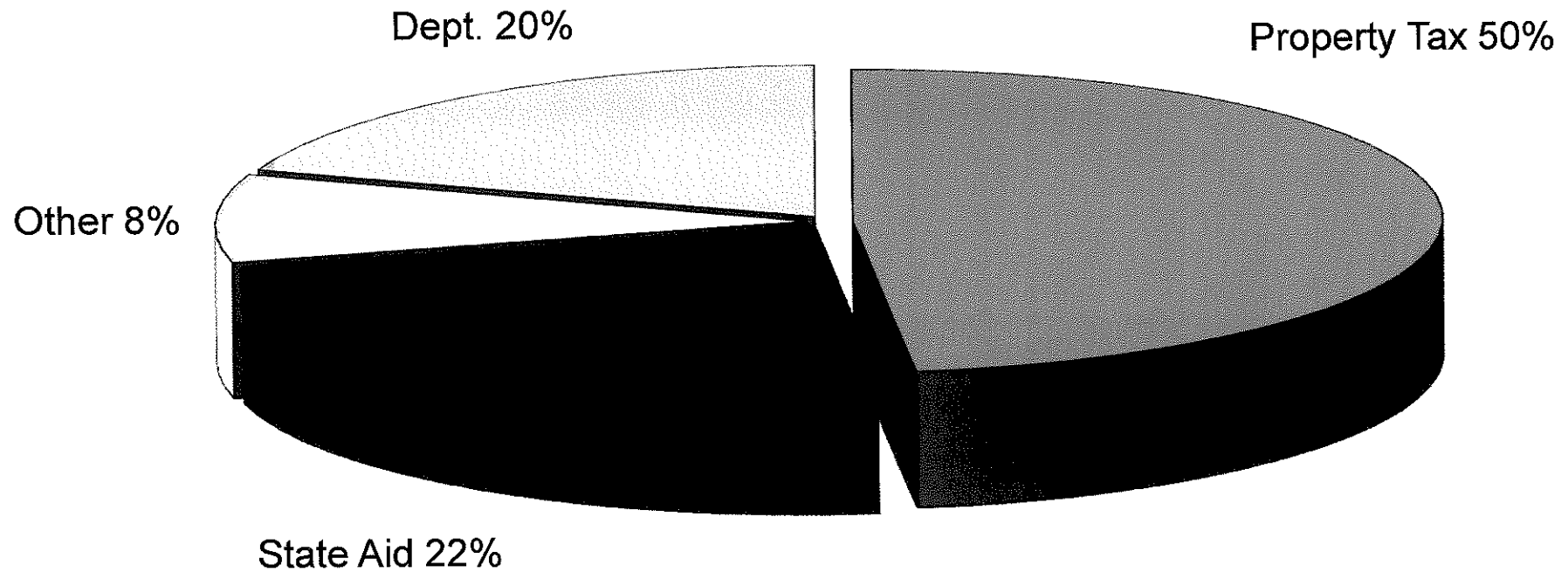




**THIS PAGE INTENTIONALLY LEFT BLANK**



## Town of Cortlandt Adopted 2024 Revenues



<b>TOWN OF CORTLANDT 2024 ADOPTED BUDGET</b>	
--------------------------------------------------	--

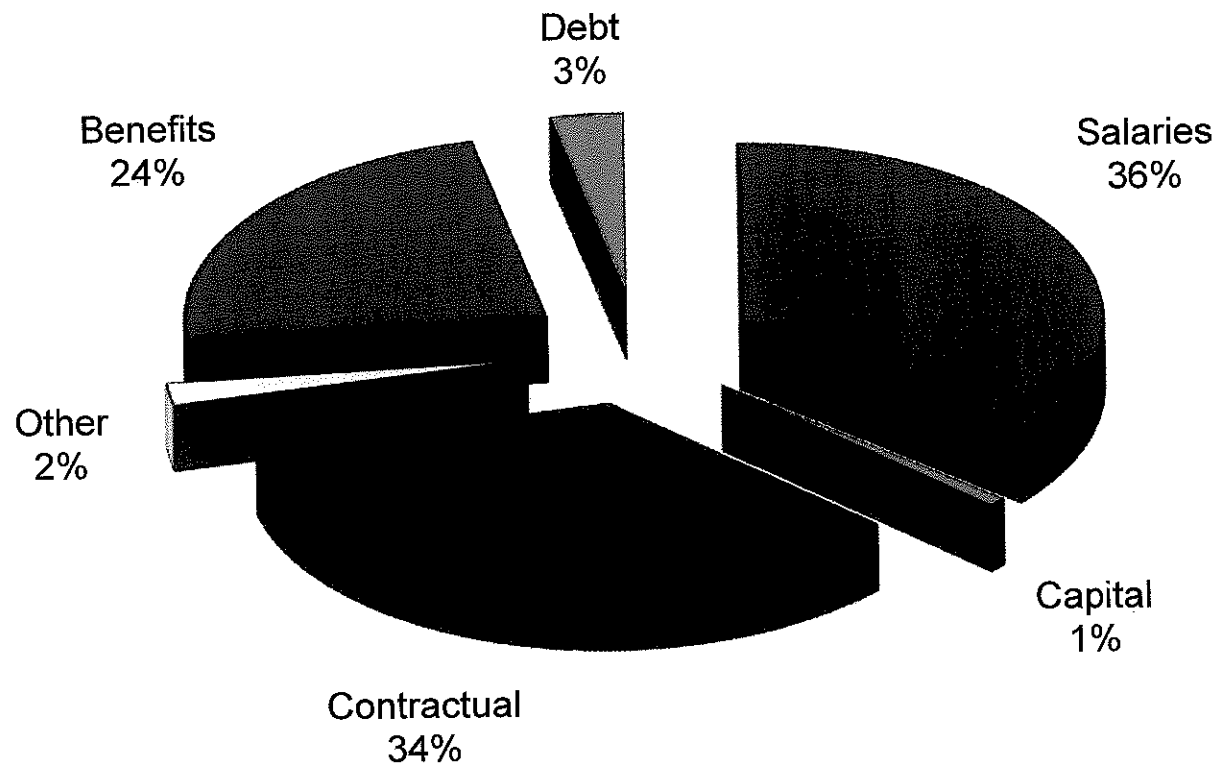
<b><u>REVENUES</u></b>	
------------------------	--

PROPERTY TAX	21,466,973
STATE AID	10,106,170
OTHER	4,147,265
DEPARTMENTAL	<u>8,684,405</u>
Total	44,404,813

<b><u>APPROPRIATIONS</u></b>	
------------------------------	--

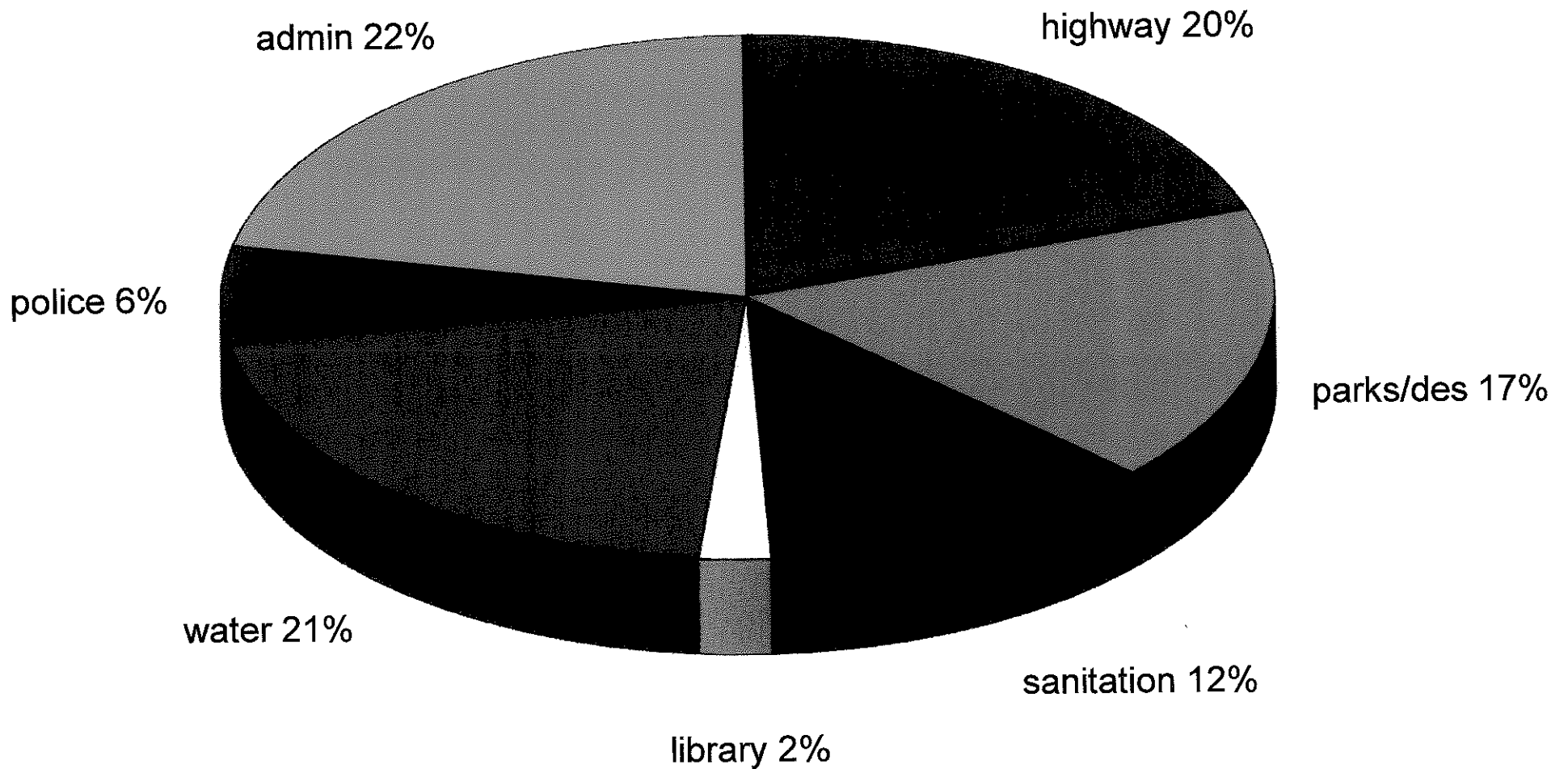
SALARIES	16,077,814
CAPITAL	364,500
CONTRACTUAL	15,238,255
OTHER	889,200
FRINGES	10,402,500
DEBT	<u>1,432,544</u>
Total	44,404,813

# Town of Cortlandt 2024 Adopted Budget Appropriations



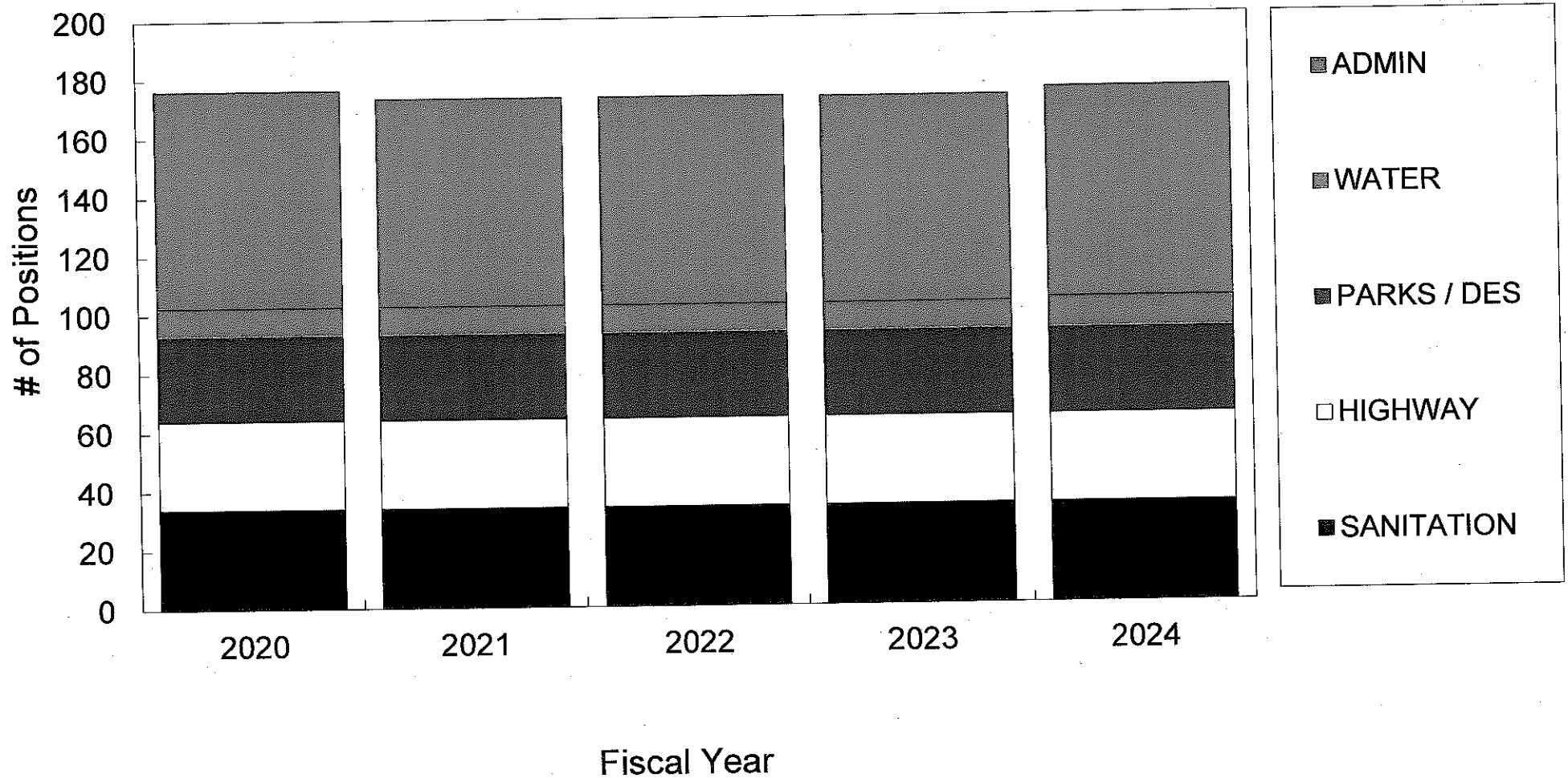
# Town of Cortlandt 2024 Adopted Budget

## Departmental Expenditures



# Town of Cortlandt

## Authorized Positions



## SCHEDULE OF AUTHORIZED BUDGETED POSITIONS

	<u>2020</u>	<u>2021</u>	<u>2022</u>	<u>2023</u>	<u>2024</u>
<b>SANITATION</b>	34	34	34	34	34
<b>HIGHWAY</b>	30	30	30	30	30
<b>PARKS / DES</b>	28.7	28.7	28.7	28.7	28.7
<b>WATER</b>	10	10	10	10	11
<b>ADMIN</b>	73.6	70.6	70.6	70.2	71.4
<b>TOTALS</b>	<u>176.3</u>	<u>173.3</u>	<u>173.3</u>	<u>172.9</u>	<u>175.1</u>
<b>NET CHANGE</b>	<u>1.0</u>	<u>-3.0</u>	<u>0.0</u>	<u>-0.4</u>	<u>2.2</u>



**THIS PAGE INTENTIONALLY LEFT BLANK**

## TOWN OF CORTLANDT - ADOPTED BUDGET

F.Y. 2024

GENERAL FUND TOWN WIDE	ACTUAL EXPENSES		2023 BUDGET		REQUEST	2024 BUDGET	ADOPTED
	2021	2022	ADOPTED	PROJECTED		PROPOSED	
TOWN BOARD - 1010	155,026	166,757	\$159,800	\$177,502	\$167,224	\$167,224	\$167,224
TOWN JUSTICE - 1110	550,476	581,870	579,447	676,231	650,196	585,696	610,196
SUPERVISOR - 1220	591,532	648,019	533,772	637,175	551,840	551,840	551,840
COMPTROLLER - 1315	588,143	630,684	604,354	622,532	622,275	622,275	622,275
AUDITOR - 1320	43,570	41,070	43,758	43,758	45,352	45,352	45,352
TAX COLLECTION - 1330	334,649	335,755	378,710	394,794	380,618	377,912	377,912
PURCHASING - 1345	557,689	677,345	437,549	475,776	464,715	460,715	460,715
ASSESSMENT - 1355	350,499	351,795	387,877	397,541	406,066	406,066	406,066
TOWN CLERK - 1410	343,509	401,639	394,767	377,829	437,660	434,785	434,785
LAW - 1420	497,080	583,467	484,501	472,802	477,770	477,770	477,770
ENGINEERING - 1440	619,110	597,698	603,063	606,607	614,331	614,331	614,331
ELECTIONS - 1450	85,594	89,227	93,000	92,316	93,000	93,000	93,000
CENTRAL OPERATIONS - 1490	52,428	64,427	55,000	79,732	62,550	62,550	62,550
BUILDINGS - 1620	883,756	1,206,456	509,128	654,260	507,225	507,225	507,225
CENTRAL GARAGE - 1640	251,816	312,330	167,406	195,571	194,890	194,890	194,890
CENTRAL PRINTING - 1670	61,264	126,863	115,000	129,288	115,000	115,000	115,000
CENTRAL DATA PROC - 1680	124,334	136,171	317,137	386,874	409,139	409,139	409,139
SPECIAL ITEMS - 1900	301,364	240,180	402,000	281,075	407,000	407,000	407,000
JAIL - 3150	250	0	1,000	750	1,000	1,000	1,000
TRAFFIC - 3310	97,417	108,855	97,500	98,745	100,000	100,000	100,000
HEALTH - 4500	35,000	35,000	35,000	35,000	35,000	35,000	35,000
HIGHWAY - 5000	400,520	454,001	472,106	400,203	495,526	495,526	495,526
VETERANS - 6510	4,065	3,402	3,600	3,600	3,600	3,600	3,600
SR. CITIZENS - 6770	674,923	804,026	775,757	840,009	824,461	824,461	824,461
REC. ADMIN - 7020	877,023	965,508	903,987	865,875	869,609	869,609	869,609
BAND CONCERTS - 7270	28,530	28,733	20,000	19,738	20,000	20,000	20,000
YOUTH - 7300	558,978	600,393	669,315	605,205	605,298	594,298	594,298
HISTORIAN - 7510	0	0	0	0	0	0	0
TOLL HOUSE - 7520	0	7,881	6,000	6,243	6,000	6,000	6,000
CELEBRATIONS - 7550	77,587	58,335	0	60,625	0	0	0
CEMETARIES - 8820	18,900	12,012	13,700	13,700	13,700	13,700	13,700
EMPLOYEE BENEFITS - 9000	3,453,967	3,548,280	3,788,000	3,677,964	4,057,200	4,056,200	4,106,200
DEBT SERVICE - 9700	400,180	537,443	615,114	660,114	606,563	606,563	606,563
TOTAL TOWN WIDE FUND (10)	\$13,019,179	\$14,355,621	\$13,667,349	\$13,989,434	\$14,244,808	\$14,158,727	\$14,233,227



TOWN OF CORTLANDT - ADOPTED BUDGET

FISCAL YEAR 2024

FUND - 10 GENERAL FUND TOWN WIDE  
DEPT - 1010 TOWN BOARD

<u>EXPENDITURE</u>	<u>DESCRIPTION</u>	<u>ACTUAL EXPENSES</u>		<u>2023 BUDGET</u>		<u>REQUEST</u>	<u>2024 BUDGET</u>	
		<u>2021</u>	<u>2022</u>	<u>ADOPTED</u>	<u>PROJECTED</u>		<u>PROPOSED</u>	<u>ADOPTED</u>
110	SALARIES (4 MEMBERS)	\$113,873	\$111,802	\$109,800	\$117,224	\$117,224	\$117,224	\$117,224
	TOTAL 100'S	\$113,873	\$111,802	\$109,800	\$117,224	\$117,224	\$117,224	\$117,224
413	SUPPLIES & MISCELLANEOUS	\$41,152	\$54,955	\$50,000	\$60,278	\$50,000	\$50,000	\$50,000
	TOTAL 400'S	\$41,152	\$54,955	\$50,000	\$60,278	\$50,000	\$50,000	\$50,000
	<u>TOTAL TOWN BOARD</u>	<u>\$155,026</u>	<u>\$166,757</u>	<u>\$159,800</u>	<u>\$177,502</u>	<u>\$167,224</u>	<u>\$167,224</u>	<u>\$167,224</u>

TOWN OF CORTLANDT - ADOPTED BUDGET  
FISCAL YEAR 2024

POSITION LISTING - SALARY SCHEDULE

FUND / DEPARTMENT	2022	2023	2023	2024	NUMBER OF EMPLOYEES		
	BUDGET	BUDGET	PROJECTED	ADOPTED	2022	2023	2024
10.1010 TOWN BOARD							
BOARD MEMBERS (4)	\$109,800	\$109,800	\$117,224	\$117,224	4	4	4
TOTAL	\$109,800	\$109,800	\$117,224	\$117,224	4	4	4

TOWN OF CORTLANDT - ADOPTED BUDGET

FISCAL YEAR 2024

FUND - 10 GENERAL FUND TOWN WIDE  
DEPT - 1110 TOWN JUSTICES

<u>EXPENDITURE</u>	<u>DESCRIPTION</u>	<u>ACTUAL EXPENSES</u>		<u>2023 BUDGET</u>		<u>2024 BUDGET</u>		
		<u>2021</u>	<u>2022</u>	<u>ADOPTED</u>	<u>PROJECTED</u>	<u>REQUEST</u>	<u>PROPOSED</u>	<u>ADOPTED</u>
110	SALARIES	\$387,246	\$347,543	\$392,292	\$391,710	\$398,541	\$398,541	\$398,541
114	TEMP. SVCS.	80	14,340	0	15,076	0	0	0
119	LIQUIDATION	0	0	0	7,016	0	0	0
120	LONGEVITY	6,260	8,455	9,455	9,455	9,455	9,455	9,455
199	OVERTIME	1,272	8,097	2,000	16,386	2,000	2,000	2,000
	TOTAL 100'S	\$394,858	\$378,435	\$403,747	\$439,643	\$409,996	\$409,996	\$409,996
210	EQUIPMENT	\$1,776	\$1,147	\$0	\$2,330	\$0	\$0	\$0
	TOTAL 200'S	\$1,776	\$1,147	\$0	\$2,330	\$0	\$0	\$0
413	SUPPLIES & MISC.	3,988	5,967	8,000	9,912	8,000	8,000	8,000
421	TELEPHONE	924	2,285	2,000	2,061	2,000	2,000	2,000
422	LIGHT & POWER	0	0	0	0	0	0	0
440	OUTSIDE CONTRACTS	95,093	125,532	100,000	145,854	140,000	100,000	100,000
442	EQUIPMENT RENTAL	0	0	200	0	200	200	200
444	EQUIPMENT MAINTENANCE	0	0	500	0	1,000	500	1,000
454	JUROR FEES	0	0	0	0	0	0	0
455	COURT ATTENDANT	23,236	34,595	35,000	22,431	35,000	35,000	35,000
462	POSTAGE	0	0	0	0	0	0	0
463	EDUCATION & TRAINING	0	0	0	0	0	0	0
468	COURT STENO	30,600	33,910	30,000	54,000	54,000	30,000	54,000
	TOTAL 400'S	\$153,842	\$202,289	\$175,700	\$234,258	\$240,200	\$175,700	\$200,200
	<u>TOTAL: TOWN JUSTICE</u>	<u>\$550,476</u>	<u>\$581,870</u>	<u>\$579,447</u>	<u>\$676,231</u>	<u>\$650,196</u>	<u>\$585,696</u>	<u>\$610,196</u>

TOWN OF CORTLANDT - ADOPTED BUDGET  
FISCAL YEAR 2024

POSITION LISTING - SALARY SCHEDULE

FUND / DEPARTMENT	2022	2023	2023	2024	NUMBER OF EMPLOYEES		
	BUDGET	BUDGET	PROJECTED	ADOPTED	2022	2023	2024
10.1110 TOWN JUSTICE							
JUSTICES (2)	\$99,188	\$99,098	\$99,188	\$99,188	2	2	2
COURT CLERK	91,849	95,560	95,561	97,471	1	1	1
COURT CLERK	71,842	78,482	82,406	82,406	1	1	1
ASST. COURT CLERK	126,078	119,062	65,586	66,898	2	2	1
ASST. COURT CLERK II	0	0	0	0	0	0	0
ADMINISTRATIVE ASST.	0	0	48,969	52,578	0	0	1
COURT ATTENDANTS	0	0	0	0	0	0	0
TOTAL	\$388,957	\$392,202	\$391,710	\$398,541	6.0	6.0	6.0

TOWN OF CORTLANDT - ADOPTED BUDGET

FISCAL YEAR 2024

FUND - 10 GENERAL FUND TOWN WIDE  
DEPT - 1220 TOWN SUPERVISOR

<u>EXPENDITURE</u>	<u>DESCRIPTION</u>	<u>ACTUAL EXPENSES</u>		<u>2023 BUDGET</u>		<u>REQUEST</u>	<u>2024 BUDGET</u>	
		<u>2021</u>	<u>2022</u>	<u>ADOPTED</u>	<u>PROJECTED</u>		<u>PROPOSED</u>	<u>ADOPTED</u>
110	SALARIES	\$495,058	\$528,337	\$492,547	\$502,550	\$502,550	\$502,550	\$502,550
114	TEMPORARY SERVICES	55,000	61,630	0	64,000	0	0	0
119	LIQUIDATION PAY	0	0	0	7,476	0	0	0
120	LONGEVITY	7,325	8,725	8,975	8,975	10,040	10,040	10,040
199	OVERTIME	-4,635	7,887	500	7,350	500	500	500
	TOTAL 100'S	\$552,748	\$606,578	\$502,022	\$590,351	\$513,090	\$513,090	\$513,090
210	EQUIPMENT	\$2,524	\$1,634	\$0	\$819	\$0	\$0	\$0
		\$2,524	\$1,634	\$0	\$819	\$0	\$0	\$0
413	SUPPLIES & MISC.	\$32,473	\$32,447	\$25,000	\$41,247	\$32,000	\$32,000	\$32,000
421	TELEPHONE	3,251	7,356	6,250	4,758	6,250	6,250	6,250
464	AUTO	535	3	500	0	500	500	500
	TOTAL 400'S	\$36,260	\$39,807	\$31,750	\$46,005	\$38,750	\$38,750	\$38,750
	<u>TOTAL: TOWN SUPERVISOR</u>	<u>\$591,532</u>	<u>\$648,019</u>	<u>\$533,772</u>	<u>\$637,175</u>	<u>\$551,840</u>	<u>\$551,840</u>	<u>\$551,840</u>

TOWN OF CORTLANDT - ADOPTED BUDGET  
FISCAL YEAR 2024

POSITION LISTING - SALARY SCHEDULE

FUND / DEPARTMENT	2022	2023	2023	2024	NUMBER OF EMPLOYEES		
	BUDGET	BUDGET	PROJECTED	ADOPTED	2022	2023	2024
10.1220 TOWN SUPERVISOR							
SUPERVISOR	\$179,528	\$167,028	\$170,369	\$170,369	1	1	1
CONFIDENT. SECRETARY	77,618	79,170	80,753	80,753	1	1	1
HUMAN RESOURCES	\$103,586	\$114,345	\$116,632	\$116,632	1	1	1
DRUG FREE COORDINATOR	6,013	6,133	5,300	5,300			
ADMINISTRATIVE AIDE	\$0	\$0	\$0	\$0	0	0	0
ADMIN ASST/SENIOR CLERK	\$67,415	\$68,763	\$70,139	\$70,139	1	1	1
ADMIN INTERN/OFFICE ASST	\$49,545	\$57,108	\$59,357	\$59,357	1	1	1
TOTAL	\$483,705	\$492,547	\$502,550	\$502,550	5.0	5.0	5.0

TOWN OF CORTLANDT - ADOPTED BUDGET

FISCAL YEAR 2024

FUND - 10 GENERAL FUND TOWN WIDE  
DEPT - 1315 TOWN COMPTROLLER

<u>EXPENDITURE</u>	<u>DESCRIPTION</u>	<u>ACTUAL EXPENSES</u>		<u>2023 BUDGET</u>		<u>2024 BUDGET</u>		
		<u>2021</u>	<u>2022</u>	<u>ADOPTED</u>	<u>PROJECTED</u>	<u>REQUEST</u>	<u>PROPOSED</u>	<u>ADOPTED</u>
110	SALARIES	\$533,053	\$580,569	\$557,734	\$562,540	\$575,655	\$575,655	\$575,655
114	TEMPORARY SERVICES	18,949	4,365	5,000	571	5,000	5,000	5,000
119	LIQUIDATION PAY	0	0	0	12,268	0	0	0
120	LONGEVITY	12,720	15,870	16,870	16,870	16,870	16,870	16,870
199	OVERTIME	4,706	4,695	5,000	8,006	5,000	5,000	5,000
	TOTAL 100'S	\$569,428	\$605,499	\$584,604	\$600,255	\$602,525	\$602,525	\$602,525
210	EQUIPMENT	\$270	\$2,345	\$0	\$0	\$0	\$0	\$0
	TOTAL 200'S	\$270	\$2,345	\$0	\$0	\$0	\$0	\$0
413	SUPPLIES & MISC.	\$6,914	\$10,699	\$6,000	\$7,275	\$6,000	\$6,000	\$6,000
421	TELEPHONE	1,081	1,856	1,600	2,038	1,600	1,600	1,600
456	CONSULTANTS	9,095	7,788	9,150	9,964	9,150	9,150	9,150
463	EDUCATION & CONVENTIONS	1,355	2,498	3,000	3,000	3,000	3,000	3,000
	TOTAL 400'S	\$18,445	\$22,840	\$19,750	\$22,277	\$19,750	\$19,750	\$19,750
	<u>TOTAL: COMPTROLLER</u>	<u>\$588,143</u>	<u>\$630,684</u>	<u>\$604,354</u>	<u>\$622,532</u>	<u>\$622,275</u>	<u>\$622,275</u>	<u>\$622,275</u>

TOWN OF CORTLANDT - ADOPTED BUDGET  
FISCAL YEAR 2024

POSITION LISTING - SALARY SCHEDULE

FUND / DEPARTMENT	2022	2023	2023	2024	NUMBER OF EMPLOYEES		
	BUDGET	BUDGET	PROJECTED	ADOPTED	2022	2023	2024
10.1315 COMPTROLLER							
COMPTROLLER	\$168,431	\$171,800	\$175,236	\$175,236	1	1	1
DEPUTY COMPTROLLER/ACCOUNTANT	98,366	115,378	115,378	123,494	1	1	1
PAYROLL CLERK	71,526	78,335	78,335	79,902	1	1	1
SR ACCOUNT CLERK/TYPIST	66,538	69,226	69,226	70,611	2	1	1
STAFF ASST/FINANCE & ADMIN	98,366	102,340	102,340	104,387	0	1	1
PERSONNEL PROJECTS COORD.	18,711	20,655	22,025	22,025	0	0	0
TOTAL	\$521,938	\$557,734	\$562,540	\$575,655	5.0	5.0	5.0



TOWN OF CORTLANDT - ADOPTED BUDGET

FISCAL YEAR 2024

FUND - 10 GENERAL FUND TOWN WIDE  
DEPT - 1320 AUDITOR

<u>EXPENDITURE</u>	<u>DESCRIPTION</u>	ACTUAL EXPENSES		2023 BUDGET		<u>REQUEST</u>	2024 BUDGET	
		<u>2021</u>	<u>2022</u>	<u>ADOPTED</u>	<u>PROJECTED</u>		<u>PROPOSED</u>	<u>ADOPTED</u>
453	PROFESSIONAL SERVICES	\$43,570	\$41,070	\$43,758	\$43,758	\$45,352	\$45,352	\$45,352
	TOTAL 400'S	\$43,570	\$41,070	\$43,758	\$43,758	\$45,352	\$45,352	\$45,352
	<u>TOTAL AUDITOR</u>	<u>\$43,570</u>	<u>\$41,070</u>	<u>\$43,758</u>	<u>\$43,758</u>	<u>\$45,352</u>	<u>\$45,352</u>	<u>\$45,352</u>

A vertical pencil illustration on the left side of the page, oriented vertically with the eraser at the top and the lead tip at the bottom.

**THIS PAGE INTENTIONALLY LEFT BLANK**

A vertical pencil illustration on the right side of the page, oriented vertically with the eraser at the top and the lead tip at the bottom.

## TOWN OF CORTLANDT - ADOPTED BUDGET

FISCAL YEAR 2024

FUND - 10 GENERAL FUND TOWN WIDE  
DEPT - 1330 TAX COLLECTION

EXPENDITURE	DESCRIPTION	ACTUAL EXPENSES		2023 BUDGET		2024 BUDGET		
		2021	2022	ADOPTED	PROJECTED	REQUEST	PROPOSED	ADOPTED
110	SALARIES	\$273,406	\$269,238	\$329,840	\$318,733	\$323,998	\$323,998	\$323,998
114	TEMPORARY SERVICES	24,245	24,684	10,000	30,859	15,000	12,294	12,294
119	LIQUIDATION PAY	0	0	0	2,034	0	0	0
120	LONGEVITY	1,485	1,685	1,685	2,290	4,435	4,435	4,435
199	OVERTIME	5,153	5,586	1,485	3,011	1,485	1,485	1,485
	TOTAL 100'S	\$304,290	\$301,193	\$343,010	\$356,927	\$344,918	\$342,212	\$342,212
210	EQUIPMENT	\$1,233	\$2,992	\$0	\$0	\$0	\$0	\$0
	TOTAL 200'S	\$1,233	\$2,992	\$0	\$0	\$0	\$0	\$0
413	SUPPLIES & MISC.	\$6,174	\$7,751	\$9,500	\$11,860	\$9,500	\$9,500	\$9,500
421	TELEPHONE	1,350	1,692	1,800	1,487	1,800	1,800	1,800
441	PRINTING	6,146	5,733	6,300	6,742	6,300	6,300	6,300
444	EQUIPMENT MAINTENANCE	15,159	16,393	17,000	17,000	17,400	17,400	17,400
463	EDUCATION	0	0	700	700	300	300	300
464	AUTO	297	0	400	78	400	400	400
	TOTAL 400'S	\$29,125	\$31,570	\$35,700	\$37,867	\$35,700	\$35,700	\$35,700
	<u>TOTAL: TAX COLLECTION</u>	<u>\$334,649</u>	<u>\$335,755</u>	<u>\$378,710</u>	<u>\$394,794</u>	<u>\$380,618</u>	<u>\$377,912</u>	<u>\$377,912</u>

TOWN OF CORTLANDT - ADOPTED BUDGET  
FISCAL YEAR 2024

POSITION LISTING - SALARY SCHEDULE

FUND / DEPARTMENT	2022	2023	2023	2024	NUMBER OF EMPLOYEES		
	BUDGET	BUDGET	PROJECTED	ADOPTED	2022	2023	2024
10.1330 TAX COLLECTION							
RECEIVER OF TAXES	\$140,000	\$135,000	\$137,700	\$137,700	1	1	1
DEPUTY RECEIVER	69,621	69,226	81,196	82,820	1	1	1
SR. ACCOUNT CLERK	133,076	125,614	99,837	103,478	1	2	2
OFFICE ASST AUTO SYS	0	0	0	0	1	0	0
TOTAL	\$342,697	\$329,840	\$318,733	\$323,998	4	4	4

## TOWN OF CORTLANDT - ADOPTED BUDGET

FISCAL YEAR 2024

FUND - 10 GENERAL FUND TOWN WIDE  
DEPT - 1345 PURCHASING

<u>EXPENDITURE</u>	<u>DESCRIPTION</u>	<u>ACTUAL EXPENSES</u>		<u>2023 BUDGET</u>		<u>2024 BUDGET</u>		
		<u>2021</u>	<u>2022</u>	<u>ADOPTED</u>	<u>PROJECTED</u>	<u>REQUEST</u>	<u>PROPOSED</u>	<u>ADOPTED</u>
110	SALARIES	\$519,423	\$611,002	\$410,499	\$415,434	\$430,180	\$430,180	\$430,180
114	TEMP SVCS.	4,833	20,259	5,000	31,031	5,000	5,000	5,000
119	LIQUIDATION PAY	0	0	0	0	0	0	0
120	LONGEVITY	17,300	14,550	10,800	12,485	14,285	14,285	14,285
199	OVERTIME	4821	5553.24	0	1110	0	0	0
	TOTAL 100'S	\$546,377	\$651,364	\$426,299	\$460,060	\$449,465	\$449,465	\$449,465
210	EQUIPMENT	\$680	\$0	\$0	\$1,616	\$0	\$0	\$0
	TOTAL 200'S	\$680	\$0	\$0	\$1,616	\$0	\$0	\$0
413	SUPPLIES & MISC.	\$5,788	\$20,271	\$6,000	\$10,943	\$10,000	\$6,000	\$6,000
421	TELEPHONE	3,495	2,715	3,000	2,377	3,000	3,000	3,000
443	BUILDING MAINTENANCE	0	0	250	130	250	250	250
444	MAINTENANCE OF EQUIPMENT	240	2,462	0	0	0	0	0
463	EDUCATION & CONVENTIONS	0	496	1,000	150	1,000	1,000	1,000
464	AUTO	37	37	1,000	500	1,000	1,000	1,000
495	PURCHASES OF INVENTORY	1,072	0	0	0	0	0	0
	TOTAL 400'S	\$10,632	\$25,981	\$11,250	\$14,100	\$15,250	\$11,250	\$11,250
	<u>TOTAL: PURCHASING</u>	<u>\$557,689</u>	<u>\$677,345</u>	<u>\$437,549</u>	<u>\$475,776</u>	<u>\$464,715</u>	<u>\$460,715</u>	<u>\$460,715</u>

TOWN OF CORTLANDT - ADOPTED BUDGET  
FISCAL YEAR 2024

POSITION LISTING - SALARY SCHEDULE

FUND / DEPARTMENT	2022	2023	2023	2024	NUMBER OF EMPLOYEES		
	BUDGET	BUDGET	PROJECTED	ADOPTED	2022	2023	2024
10.1345 PURCHASING							
DIRECTOR	\$138,400	\$122,140	\$127,075	\$136,052	1	1	1
PURCHASE CLERK	66,538	69,226	69,226	70,611	1	1	1
SR. ACCOUNT CLERK	66,538	69,226	69,226	70,611	1	1	1
OFFICE ASST AUTO SYS	0	0	0	0	0	0	0
CENTRAL SUPPLIES CO	86,050	89,526	89,526	91,317	1	1	1
MESSENGER	58,036	60,381	60,381	61,589	1	1	1
TECH SUPPORT SPCLST	90,078	0	0	0	1	0	0
TOTAL	\$505,640	\$410,499	\$415,434	\$430,180	6.0	5.0	5.0

## TOWN OF CORTLANDT - ADOPTED BUDGET

FISCAL YEAR 2024

FUND - 10 GENERAL FUND TOWN WIDE  
DEPT - 1355 ASSESSMENT

<u>EXPENDITURE</u>	<u>DESCRIPTION</u>	<u>ACTUAL EXPENSES</u>		<u>2023 BUDGET</u>		<u>2024 BUDGET</u>		
		<u>2021</u>	<u>2022</u>	<u>ADOPTED</u>	<u>PROJECTED</u>	<u>REQUEST</u>	<u>PROPOSED</u>	<u>ADOPTED</u>
110	SALARIES	\$274,466	\$275,047	\$283,792	\$290,812	\$296,981	\$296,981	\$296,981
114	TEMPORARY SERVICES	31,500	32,812	35,000	47,053	40,000	40,000	40,000
119	LIQUIDATION	0	0	0	0	0	0	0
120	LONGEVITY	4,235	4,435	1,685	1,685	1,685	1,685	1,685
199	OVERTIME	1,400	1,251	500	3,414	500	500	500
								0
	TOTAL 100'S	\$311,601	\$313,545	\$320,977	\$342,964	\$339,166	\$339,166	\$339,166
210	EQUIPMENT	\$0	\$0	\$0	\$0	\$0	\$0	\$0
	TOTAL 200'S	\$0	\$0	\$0	\$0	\$0	\$0	\$0
412	FUEL	\$0	\$0	\$0	\$0	\$0	\$0	\$0
413	SUPPLIES & MISC.	9,480	7,096	7,000	11,351	7,000	7,000	7,000
414	AUTO PARTS	0	0	250	0	250	250	250
421	TELEPHONE	528	688	700	1,026	700	700	700
444	EQUIPMENT MAINTENANCE	16,200	16,200	16,400	16,400	16,400	16,400	16,400
453	PROFESSIONAL SERVICES	0	0	20,000	2,250	20,000	20,000	20,000
456	CONSULTANTS	12,690	13,725	20,000	21,000	20,000	20,000	20,000
463	EDUCATION & CONVENTIONS	0	541	1,000	1,000	1,000	1,000	1,000
464	AUTO	0	0	500	500	500	500	500
475	TOWN APPOINTED BOARDS	0	0	1,050	1,050	1,050	1,050	1,050
	TOTAL 400'S	\$38,898	\$38,250	\$66,900	\$54,577	\$66,900	\$66,900	\$66,900
	<u>TOTAL: ASSESSMENT</u>	<u>\$350,499</u>	<u>\$351,795</u>	<u>\$387,877</u>	<u>\$397,541</u>	<u>\$406,066</u>	<u>\$406,066</u>	<u>\$406,066</u>

TOWN OF CORTLANDT - ADOPTED BUDGET  
FISCAL YEAR 2024

POSITION LISTING - SALARY SCHEDULE

FUND / DEPARTMENT	2022	2023	2023	2024	NUMBER OF EMPLOYEES		
	BUDGET	BUDGET	PROJECTED	ADOPTED	2022	2023	2024
10.1355 ASSESSMENT							
ASSESSOR	\$140,176	\$142,980	\$150,000	\$150,000	1	1	1
ASSESSMENT AIDE	0	0	0	0	0	0	0
ASST. ASSMNT CLERK	0	0	0	0	0	0	0
REAL PROPERTY APPRAISER	75,293	78,335	78,335	79,902	1	1	1
ASSESSMENT CLERK	57,052	62,477	62,477	67,079	1	1	1
TOTAL	\$272,521	\$283,792	\$290,812	\$296,981	3	3	3



## TOWN OF CORTLANDT - ADOPTED BUDGET

FISCAL YEAR 2024

FUND - 10 GENERAL FUND TOWN WIDE  
DEPT - 1410 TOWN CLERK

<u>EXPENDITURE</u>	<u>DESCRIPTION</u>	<u>ACTUAL EXPENSES</u>		<u>2023 BUDGET</u>		<u>2024 BUDGET</u>		
		<u>2021</u>	<u>2022</u>	<u>ADOPTED</u>	<u>PROJECTED</u>	<u>REQUEST</u>	<u>PROPOSED</u>	<u>ADOPTED</u>
110	SALARIES	\$306,342	\$339,929	\$335,457	\$279,092	\$373,520	\$373,520	\$373,520
114	TEMPORARY SERVICES	8,991	13,880	15,000	37,301	15,000	15,000	15,000
119	LIQUIDATION PAY	0	0	0	0	0	0	0
120	LONGEVITY	5,235	7,685	7,685	7,685	9,640	9,640	9,640
199	OVERTIME	4,070	8,440	1,500	2,077	1,500	1,500	1,500
	TOTAL 100'S	\$324,638	\$369,935	\$359,642	\$326,155	\$399,660	\$399,660	\$399,660
210	EQUIPMENT	\$0	\$887	\$0	\$7,168	\$0	\$0	\$0
	TOTAL 200'S	\$0	\$887	\$0	\$7,168	\$0	\$0	\$0
413	SUPPLIES & MISC.	\$17,234	\$28,085	\$23,125	\$26,590	\$26,000	\$24,325	\$24,325
421	TELEPHONE	1,092	2,430	2,000	2,467	2,000	2,000	2,000
453	PROFESSIONAL SERVICES	0	0	7,800	14,849	7,800	7,800	7,800
463	EDUCATION & CONVENTIONS	545	302	2,200	600	2,200	1,000	1,000
464	AUTO	0	0	0	0	0	0	0
	TOTAL 400'S	\$18,871	\$30,818	\$35,125	\$44,506	\$38,000	\$35,125	\$35,125
	<u>TOTAL: TOWN CLERK</u>	<u>\$343,509</u>	<u>\$401,639</u>	<u>\$394,767</u>	<u>\$377,829</u>	<u>\$437,660</u>	<u>\$434,785</u>	<u>\$434,785</u>

TOWN OF CORTLANDT - ADOPTED BUDGET  
FISCAL YEAR 2024

POSITION LISTING - SALARY SCHEDULE

FUND / DEPARTMENT	2022	2023	2023	2024	NUMBER OF EMPLOYEES		
	BUDGET	BUDGET	PROJECTED	ADOPTED	2022	2023	2024
10.1410 TOWN CLERK							
TOWN CLERK	\$101,097	\$108,360	\$110,527	\$110,527	1	1	1
DEPUTY	91,849	95,560	9,556	97,471	1	1	1
SR ACCT CLERK	56,895	62,311	62,311	66,898	1	1	1
INT. TYPIST	0	0	0	0	0	0	0
SR. OFFICE ASST AUTO	66,538	69,226	70,611	70,611	1	1	1
PERMIT CLERK	0	0	26,087	28,013	0	0	0.5
TOTAL	\$316,379	\$335,457	\$279,092	\$373,520	4.0	4.0	4.5

## TOWN OF CORTLANDT - ADOPTED BUDGET

FISCAL YEAR 2024

FUND - 10 GENERAL FUND TOWN WIDE  
DEPT - 1420 LAW

<u>EXPENDITURE</u>	<u>DESCRIPTION</u>	<u>ACTUAL EXPENSES</u>		<u>2023 BUDGET</u>		<u>2024 BUDGET</u>		
		<u>2021</u>	<u>2022</u>	<u>ADOPTED</u>	<u>PROJECTED</u>	<u>REQUEST</u>	<u>PROPOSED</u>	<u>ADOPTED</u>
110	SALARIES	\$383,044	\$390,412	\$384,166	\$371,748	\$377,435	\$377,435	\$377,435
114	TEMPORARY SERVICES	973	3,888	0	8,464	0	0	0
119	LIQUIDATION	0	0	0	0	0	0	0
120	LONGEVITY	5,690	7,585	10,335	10,335	10,335	10,335	10,335
199	OVERTIME	-	0	0	0	0	0	0
TOTAL 100'S		\$389,707	\$401,885	\$394,501	\$390,547	\$387,770	\$387,770	\$387,770
210	EQUIPMENT	\$0	\$3,714	\$0	\$628	\$0	\$0	\$0
TOTAL 200'S		\$0	\$3,714	\$0	\$628	\$0	\$0	\$0
413	SUPPLIES & MISC.	\$17,079	\$16,475	\$20,000	\$18,944	\$20,000	\$20,000	\$20,000
421	TELEPHONE	0	0	0	0	0	0	0
452	LEGAL COUNSEL	90,295	161,392	70,000	62,683	70,000	70,000	70,000
TOTAL 400'S		\$107,374	\$177,867	\$90,000	\$81,627	\$90,000	\$90,000	\$90,000
<u>TOTAL: LAW</u>		<u>\$497,080</u>	<u>\$583,467</u>	<u>\$484,501</u>	<u>\$472,802</u>	<u>\$477,770</u>	<u>\$477,770</u>	<u>\$477,770</u>

TOWN OF CORTLANDT - ADOPTED BUDGET  
FISCAL YEAR 2024

POSITION LISTING - SALARY SCHEDULE

FUND / DEPARTMENT	2022	2023	2023	2024	NUMBER OF EMPLOYEES		
	BUDGET	BUDGET	PROJECTED	ADOPTED	2022	2023	2024
TOWN ATTORNEY	\$143,197	\$146,061	\$148,982	\$148,982	0.8	0.8	0.8
DEPUTY TOWN ATTORNEY	\$125,325	\$108,458	\$110,627	\$110,627	1	0.8	0.8
SR OFFICE ASST A/S	80,652	82,265	86,165	87,888	1	1	1
CONFIDENTIAL SEC.	47,382	47,382	25,974	29,938	0.8	0.8	0.5
<hr/>							
TOTAL	\$396,556	\$384,166	\$371,748	\$377,435	3.6	3.4	3.1

## TOWN OF CORTLANDT - ADOPTED BUDGET

FISCAL YEAR 2024

FUND - 10 GENERAL FUND TOWN WIDE  
DEPT - 1440 ENGINEERING

EXPENDITURE	DESCRIPTION	ACTUAL EXPENSES		2023 BUDGET		2024 BUDGET		
		2021	2022	ADOPTED	PROJECTED	REQUEST	PROPOSED	ADOPTED
110	SALARIES	\$508,882	\$553,524	\$525,878	\$529,510	\$536,396	\$536,396	\$536,396
114	TEMPORARY SERVICES	5,432	900	5,000	0	5,000	5,000	5,000
119	LIQUIDATION PAY	0	0	0	15,084	0	0	0
120	LONGEVITY	6,000	7,500	9,185	9,185	9,935	9,935	9,935
199	OVERTIME	0	0	0	2,030	0	0	0
	TOTAL 100'S	\$520,314	\$561,924	\$540,063	\$555,809	\$551,331	\$551,331	\$551,331
210	EQUIPMENT	\$3,093	\$1,301	\$0	\$2,096	\$0	\$0	\$0
220	VEHICLES	32,864	0	0	0	0	0	0
	TOTAL 200'S	\$35,957	\$1,301	\$0	\$2,096	\$0	\$0	\$0
412	FUEL	\$1,197	\$1,822	\$1,000	\$1,200	\$1,000	\$1,000	\$1,000
413	SUPPLIES & MISC.	11,435	11,409	12,000	13,743	12,000	12,000	12,000
414	AUTO PARTS	430	492	500	514	500	500	500
421	TELEPHONE	2,722	4,604	4,000	3,745	4,000	4,000	4,000
441	PRINTING	140	605	1,000	0	1,000	1,000	1,000
451	SURVEYING/MAP PREPARATION	0	0	7,500	7,500	7,500	7,500	7,500
456	CONSULTANTS	42,141	12,344	35,000	20,000	35,000	35,000	35,000
463	EDUCATION & CONVENTIONS	4,576	3,198	2,000	2,000	2,000	2,000	2,000
464	AUTO	197	0	0	0	0	0	0
	TOTAL 400'S	\$62,838	\$34,474	\$63,000	\$48,702	\$63,000	\$63,000	\$63,000
	<u>TOTAL: ENGINEERING</u>	<u>\$619,110</u>	<u>\$597,698</u>	<u>\$603,063</u>	<u>\$606,607</u>	<u>\$614,331</u>	<u>\$614,331</u>	<u>\$614,331</u>

TOWN OF CORTLANDT - ADOPTED BUDGET  
FISCAL YEAR 2024

POSITION LISTING - SALARY SCHEDULE

FUND / DEPARTMENT	2022	2023	2023	2024	NUMBER OF EMPLOYEES		
	BUDGET	BUDGET	PROJECTED	ADOPTED	2022	2023	2024
10.1440 ENGINEERING							
DIRECTOR DEPARTMENT OF							
TECHNICAL SERVICES	\$178,007	\$181,567	\$185,198	\$185,198	1	1	1
DEPUTY DIRECTOR DOTS	139,740	145,386	145,386	148,294	1	1	1
ASST CIVIL ENGINEER	114,753	126,055	126,055	128,576	1	1	1
SR OFFICE ASST AUTO	70,041	72,871	72,871	74,328	1	1	1
ASST. TO DIRECTOR	0	0	0	0	0	0	0
ENGINEER TECH	83,092	0	0	0	1	0	1
TOTAL	\$585,633	\$525,878	\$529,510	\$536,396	5.0	4.0	5.0

## TOWN OF CORTLANDT - ADOPTED BUDGET

FISCAL YEAR 2024

FUND - 10 GENERAL FUND TOWN WIDE  
DEPT - 1450 ELECTIONS

EXPENDITURE	DESCRIPTION	ACTUAL EXPENSES		2023 BUDGET		REQUEST	2024 BUDGET	
		2021	2022	ADOPTED	PROJECTED		PROPOSED	ADOPTED
114	TEMPORARY SERVICES	\$10,414	\$15,702	\$11,000	\$11,089	\$11,000	\$11,000	\$11,000
	TOTAL 100'S	\$10,414	\$15,702	\$11,000	\$11,089	\$11,000	\$11,000	\$11,000
210	EQUIPMENT	\$0	\$0	\$0	\$0	\$0	\$0	\$0
	TOTAL 200'S	\$0	\$0	\$0	\$0	\$0	\$0	\$0
413	SUPPLIES & MISC.	\$0	\$0	\$0	\$0	\$0	\$0	\$0
421	TELEPHONE	0	0	0	0	0	0	0
440	COUNTY CONTRACT	65,802	61,591	70,000	69,293	70,000	70,000	70,000
444	EQUIPMENT MAINTENANCE	0	0	0	0	0	0	0
449	RENTAL POLLS	0	0	0	0	0	0	0
450	CUSTODIANS	0	0	0	0	0	0	0
458	PARTY REPS	0	0	0	0	0	0	0
461	TRANSPORTATION EQUIPMENT	9,378	11,934	12,000	11,934	12,000	12,000	12,000
464	AUTO MILEAGE	0	0	0	0	0	0	0
	TOTAL 400'S	\$75,180	\$73,525	\$82,000	\$81,227	\$82,000	\$82,000	\$82,000
	<u>TOTAL: ELECTIONS</u>	<u>\$85,594</u>	<u>\$89,227</u>	<u>\$93,000</u>	<u>\$92,316</u>	<u>\$93,000</u>	<u>\$93,000</u>	<u>\$93,000</u>



**THIS PAGE INTENTIONALLY LEFT BLANK**



## TOWN OF CORTLANDT - ADOPTED BUDGET

FISCAL YEAR 2024

FUND - 10 GENERAL FUND TOWN WIDE

DEPT - 1490 DEPARTMENT OF ENVIRONMENTAL SERVICES

EXPENDITURE	DESCRIPTION	ACTUAL EXPENSES		2023 BUDGET		REQUEST	2024 BUDGET	
		2021	2022	ADOPTED	PROJECTED		PROPOSED	ADOPTED
110	SALARIES	\$0	\$0	\$0	\$0	\$0	\$0	\$0
114	TEMPORARY SERVICES	40,061	46,620	45,000	62,445	50,000	50,000	50,000
120	LONGEVITY	0	0	0	0	0	0	0
119	LIQUIDATION PAY	0	0	0	0	0	0	0
	TOTAL 100'S	\$40,061	\$46,620	\$45,000	\$62,445	\$50,000	\$50,000	\$50,000
210	EQUIPMENT	\$0	\$0	\$0	\$0	\$0	\$0	\$0
220	VEHICLES	0	0	0	0	0	0	0
	TOTAL 200'S	\$0	\$0	\$0	\$0	\$0	\$0	\$0
429	HOMELAND SECURITY	\$12,313	\$14,378	\$8,500	\$11,050	\$11,050	\$11,050	\$11,050
413	SUPPLIES & MISC.	0	3,264	1,300	5,309	1,300	1,300	1,300
421	TELEPHONE	55	165	200	928	200	200	200
422	LIGHT & POWER	0	0	0	0	0	0	0
440	OUTSIDE CONTRACTS	0	0	0	0	0	0	0
441	PRINTING	0	0	0	0	0	0	0
442	RENTAL	0	0	0	0	0	0	0
443	BLDG MAINTENANCE	0	0	0	0	0	0	0
450	CUSTODIANS	0	0	0	0	0	0	0
456	CONSULTANTS	0	0	0	0	0	0	0
448	SAFETY COMMITTEE	0	0	0	0	0	0	0
463	EDU. & CONVENTIONS	0	0	0	0	0	0	0
464	AUTO	0	0	0	0	0	0	0
	TOTAL 400'S	\$12,367	\$17,807	\$10,000	\$17,287	\$12,550	\$12,550	\$12,550
	<u>TOTAL: ENVIRONMENTAL SERVICE:</u>	<u>\$52,428</u>	<u>\$64,427</u>	<u>\$55,000</u>	<u>\$79,732</u>	<u>\$62,550</u>	<u>\$62,550</u>	<u>\$62,550</u>



**THIS PAGE INTENTIONALLY LEFT BLANK**

## TOWN OF CORTLANDT - ADOPTED BUDGET

FISCAL YEAR 2024FUND - 10 GENERAL FUND TOWN WIDE  
DEPT - 1620 BUILDINGS - DES

<u>EXPENDITURE DESCRIPTION</u>	<u>ACTUAL EXPENSES</u>		<u>2023 BUDGET</u>		<u>2024 BUDGET</u>		
	<u>2021</u>	<u>2022</u>	<u>ADOPTED</u>	<u>PROJECTED</u>	<u>REQUEST</u>	<u>PROPOSED</u>	<u>ADOPTED</u>
110 SALARIES	\$79,441	\$84,804	\$82,638	\$81,018	\$84,940	\$84,940	\$84,940
114 TEMPORARY SERVICES	0	0	5,000	0	0	0	0
120 LONGEVITY	2,090	2,490	2,490	2,490	3,285	3,285	3,285
199 OVERTIME	29,637	92,226	30,000	32,260	30,000	30,000	30,000
TOTAL 100'S	\$111,167	\$179,520	\$120,128	\$115,768	\$118,225	\$118,225	\$118,225
201 CAPITAL CONSTRUCTION	\$0	\$0	\$0	\$7,781	\$0	\$0	\$0
205 PURCHASE OF PROPERTY	280,000	380,618.2	0	0	0	0	0
210 EQUIPMENT	79,064	111,299	0	84,669	0	0	0
220 VEHICLES	0	0	0	0	0	0	0
TOTAL 200'S	\$359,064	\$491,917	\$0	\$92,450	\$0	\$0	\$0
411 HEATING FUEL	\$40,880	\$44,863	\$50,000	\$47,297	\$50,000	\$50,000	\$50,000
412 FUEL OIL	0	0	500	0	500	500	500
413 SUPPLIES & MISC.	35,296	61,359	30,000	46,350	30,000	30,000	30,000
414 AUTO PARTS & REPAIRS	280	0	0	0	0	0	0
416 UNIFORMS	0	0	0	114	0	0	0
420 MAINT. MATERIALS	69	0	0	114	0	0	0
421 TELEPHONE	47,170	55,882	50,000	59,597	50,000	50,000	50,000
422 LIGHT & POWER	66,639	78,119	75,000	67,677	75,000	75,000	75,000
423 WATER	3,368	2,915	8,000	674	8,000	8,000	8,000
440 SERVICE CONTRACTS	76,392	96,387	60,000	118,243	60,000	60,000	60,000
442 RENTALS	17,582	1,504	15,500	1,500	15,500	15,500	15,500
443 BUILDING MAINTENANCE	125,457	191,962	100,000	102,880	100,000	100,000	100,000
444 EQUIPMENT MAINTENANCE	391	2027.94	0	1,596	0	0	0
453 PROFESSIONAL SERVICES	0	0	0	0	0	0	0
448 SAFETY COMMITTEE	0	0	0	0	0	0	0
TOTAL 400'S	\$413,525	\$535,020	\$389,000	\$446,042	\$389,000	\$389,000	\$389,000
<u>TOTAL: BUILDINGS</u>	<u>\$883,756</u>	<u>\$1,206,456</u>	<u>\$509,128</u>	<u>\$654,260</u>	<u>\$507,225</u>	<u>\$507,225</u>	<u>\$507,225</u>

TOWN OF CORTLANDT - ADOPTED BUDGET  
FISCAL YEAR 2024

POSITION LISTING - SALARY SCHEDULE

FUND / DEPARTMENT	2022	2023	2023	2024	NUMBER OF EMPLOYEES		
	BUDGET	BUDGET	PROJECTED	ADOPTED	2022	2023	2024
10.1620 BUILDINGS							
BUILDING CARETAKER	\$79,511	\$82,638	\$81,018	\$84,940	1	1	1
CENTRAL RECEPTIONIS	0	0	0	0	0	0	0
CLEANER	0	0	0	0	0	0	0
TOTAL	\$79,511	\$82,638	\$81,018	\$84,940	1.0	1.0	1.0

## TOWN OF CORTLANDT - ADOPTED BUDGET

FISCAL YEAR 2024

FUND - 10 GENERAL FUND TOWN WIDE  
DEPT - 1640 CENTRAL GARAGE - DES

<u>EXPENDITURE DESCRIPTION</u>	<u>ACTUAL EXPENSES</u>		<u>2023 BUDGET</u>		<u>REQUEST</u>	<u>2024 BUDGET</u>	
	<u>2021</u>	<u>2022</u>	<u>ADOPTED</u>	<u>PROJECTED</u>		<u>PROPOSED</u>	<u>ADOPTED</u>
110 SALARIES	\$102,504	\$103,487	\$105,621	\$105,621	\$107,735	\$107,735	\$107,735
114 TEMPORARY SERVICES	0	0	0	0	0	0	0
119 LIQUIDATION PAY	0	0	0	0	0	0	0
120 LONGEVITY	1,685	1,685	1,785	1,785	2,155	2,155	2,155
199 OVERTIME	0	0	0	0	0	0	0
TOTAL 100'S	\$104,189	\$105,172	\$107,406	\$107,406	\$109,890	\$109,890	\$109,890
210 EQUIPMENT	\$44,840	\$9,649	\$0	\$4,987	\$0	\$0	\$0
220 VEHICLES	0	74,001	0	0	0	0	0
TOTAL 200'S	\$44,840	\$83,650	\$0	\$4,987	\$0	\$0	\$0
412 FUEL	\$3,630	\$4,088	\$10,000	\$2,347	\$10,000	\$10,000	\$10,000
413 SUPPLIES & MISC.	53,997	66,710	30,000	44,034	45,000	45,000	45,000
414 AUTO PARTS	44,648	47,909	20,000	36,797	30,000	30,000	30,000
416 UNIFORMS	0	0	0	0	0	0	0
420 MAINTENANCE MATERIALS	512	0	0	0	0	0	0
442 RENTAL	0	0	0	0	0	0	0
443 BUILDING MAINTENANCE	0	2,569	0	0	0	0	0
444 EQUIPMENT MAINTENANCE	0	2,231	0	0	0	0	0
463 EDUCATION & CONVENTIONS	0	0	0	0	0	0	0
464 AUTO TRAVEL	0	0	0	0	0	0	0
TOTAL 400'S	\$102,787	\$123,508	\$60,000	\$83,178	\$85,000	\$85,000	\$85,000
<u>TOTAL: CENTRAL GARAGE</u>	<u>\$251,816</u>	<u>\$312,330</u>	<u>\$167,406</u>	<u>\$195,571</u>	<u>\$194,890</u>	<u>\$194,890</u>	<u>\$194,890</u>

TOWN OF CORTLANDT - ADOPTED BUDGET  
FISCAL YEAR 2024

POSITION LISTING - SALARY SCHEDULE

FUND / DEPARTMENT	2022	2023	2023	2024	NUMBER OF EMPLOYEES		
	BUDGET	BUDGET	PROJECTED	ADOPTED	2022	2023	2024
10.1640 CENTRAL GARAGE							
MECHANIC FORMAN	\$101,602	\$105,621	\$105,621	\$107,735	1	1	1
MECHANIC	0	0	0	0	0	0	0
ACCT. CLERK	0	0	0	0	0	0	0
SENIOR ACCT. CLERK	0	0	0	0	0	0	0
TOTAL	\$101,602	\$105,621	\$105,621	\$107,735	1.0	1.0	1.0

TOWN OF CORTLANDT - ADOPTED BUDGET

FISCAL YEAR 2024

FUND - 10 GENERAL FUND TOWN WIDE  
DEPT - 1670 CENTRAL PRINTING

<u>EXPENDITURE</u>	<u>DESCRIPTION</u>	<u>ACTUAL EXPENSES</u>		<u>2023 BUDGET</u>		<u>2024 BUDGET</u>		
		<u>2021</u>	<u>2022</u>	<u>ADOPTED</u>	<u>PROJECTED</u>	<u>REQUEST</u>	<u>PROPOSED</u>	<u>ADOPTED</u>
210	EQUIPMENT	\$0	\$13,405	\$0	\$0	\$0	\$0	\$0
	TOTAL 200'S	\$0	\$13,405	\$0	\$0	\$0	\$0	\$0
413	SUPPLIES & MISC.	\$9,920	\$3,817	\$8,000	\$6,465	\$8,000	\$8,000	\$8,000
441	PRINTING & ADVERTISING	17,725	23,043	20,000	40,477	20,000	20,000	20,000
444	EQUIPMENT MAINTENANCE	0	0	1,000	0	1,000	1,000	1,000
456	CONSULTANTS	0	34,500	36,000	36,000	36,000	36,000	36,000
462	POSTAGE	33,619	52,099	50,000	46,346	50,000	50,000	50,000
	TOTAL 400'S	\$61,264	\$113,458	\$115,000	\$129,288	\$115,000	\$115,000	\$115,000
	<u>TOTAL: CENTRAL PRINTING</u>	<u>\$61,264</u>	<u>\$126,863</u>	<u>\$115,000</u>	<u>\$129,288</u>	<u>\$115,000</u>	<u>\$115,000</u>	<u>\$115,000</u>



**THIS PAGE INTENTIONALLY LEFT BLANK**



## TOWN OF CORTLANDT - ADOPTED BUDGET

FISCAL YEAR 2024

FUND - 10 GENERAL FUND TOWN WIDE  
DEPT - 1680 CENTRAL DATA PROCESSING

<u>EXPENDITURE</u>	<u>DESCRIPTION</u>	<u>ACTUAL EXPENSES</u>		<u>2023 BUDGET</u>		<u>2024 BUDGET</u>		
		<u>2021</u>	<u>2022</u>	<u>ADOPTED</u>	<u>PROJECTED</u>	<u>REQUEST</u>	<u>PROPOSED</u>	<u>ADOPTED</u>
110	SALARIES	\$0	\$0	\$153,887	\$157,310	\$168,804	\$168,804	\$168,804
114	TEMPORARY SERVICES	0	0	0	0	0	0	0
119	LIQUIDATION PAY	0	0	0	3,859	0	0	0
120	LONGEVITY	0	0	3,750	3,750	9,185	9,185	9,185
199	OVERTIME	0	0	0	495	0	0	0
	TOTAL 100'S	\$0	\$0	\$157,637	\$165,414	\$177,989	\$177,989	\$177,989
210	EQUIPMENT	\$4,816	\$10,720	\$30,000	\$48,543	\$30,000	\$30,000	\$30,000
	TOTAL 200'S	\$4,816	\$10,720	\$30,000	\$48,543	\$30,000	\$30,000	\$30,000
413	SUPPLIES & MISC.	\$12,114	\$9,513	\$16,850	\$14,398	\$16,850	\$16,850	\$16,850
421	TELEPHONE	0	51	0	1,282	1,300	1,300	1,300
444	EQUIPMENT MAINTENANCE	58,986	33,967	35,000	43,347	50,000	50,000	50,000
456	CONSULTANTS	48,418	81,921	77,650	113,890	133,000	133,000	133,000
	TOTAL 400'S	\$119,518	\$125,452	\$129,500	\$172,917	\$201,150	\$201,150	\$201,150
	<u>TOTAL: CENTRAL DATA PROCESSING</u>	<u>\$124,334</u>	<u>\$136,171</u>	<u>\$317,137</u>	<u>\$386,874</u>	<u>\$409,139</u>	<u>\$409,139</u>	<u>\$409,139</u>

TOWN OF CORTLANDT - ADOPTED BUDGET  
FISCAL YEAR 2024

POSITION LISTING - SALARY SCHEDULE

FUND / DEPARTMENT	2022	2023	2023	2024	NUMBER OF EMPLOYEES		
	BUDGET	BUDGET	PROJECTED	ADOPTED	2022	2023	2024
10.1680 CENTRAL DATA PROCESSING							
DIRECTOR OF IT/TECH SUPP.	0	102,340	105,763	\$113,460	0	1	1
JR NETWORK SPECIALIST	0	51,547	51,547	\$55,344	0	1	1
TOTAL	\$0	\$153,887	\$157,310	\$168,804	0.0	2.0	2.0

## TOWN OF CORTLANDT - ADOPTED BUDGET

FISCAL YEAR 2024

FUND - 10 GENERAL FUND TOWN WIDE  
DEPT - 1900 SPECIAL ITEMS

<u>EXPENDITURE</u>	<u>DESCRIPTION</u>	<u>ACTUAL EXPENSES</u>		<u>2023 BUDGET</u>		<u>REQUEST</u>	<u>2024 BUDGET</u>	
		<u>2021</u>	<u>2022</u>	<u>ADOPTED</u>	<u>PROJECTED</u>		<u>PROPOSED</u>	<u>ADOPTED</u>
1900.434	INSURANCE	\$116,385	\$115,270	\$120,000	\$123,093	\$125,000	\$125,000	\$125,000
1900.460	CONTINGENCY	0	0	175,000	0	175,000	175,000	175,000
1900.476	JUDGEMENTS & CLAIMS	133,395	34,049	50,000	102,085	50,000	50,000	50,000
1900.480	MUNICIPAL ASSOCIATION DUES	4,792	9,884	10,000	10,000	10,000	10,000	10,000
1900.481	CODIFICATION OF TOWN LAW	0	0	0	0	0	0	0
1900.482	TAXES - TOWN PROPERTY	17,933	25,174	25,000	25,000	25,000	25,000	25,000
1900.485	BOND ISSUANCE EXPENSE	8,893	34,594	0	0	0	0	0
1980.400	CONTRIBUTION TO NYS MTA TAX	19,966	21,208	22,000	20,897	22,000	22,000	22,000
	<u>TOTAL: SPECIAL ITEMS</u>	<u>\$301,364</u>	<u>\$240,180</u>	<u>\$402,000</u>	<u>\$281,075</u>	<u>\$407,000</u>	<u>\$407,000</u>	<u>\$407,000</u>

TOWN OF CORTLANDT - ADOPTED BUDGET

FISCAL YEAR 2024

FUND - 10 GENERAL FUND TOWN WIDE  
DEPT - 3150 PUBLIC SAFETY - JAIL

<u>EXPENDITURE</u>	<u>DESCRIPTION</u>	ACTUAL EXPENSES		2023 BUDGET		<u>REQUEST</u>	2024 BUDGET	
		<u>2021</u>	<u>2022</u>	<u>ADOPTED</u>	<u>PROJECTED</u>		<u>PROPOSED</u>	<u>ADOPTED</u>
442	RENTAL	\$250	\$0	\$1,000	\$750	\$1,000	\$1,000	\$1,000
	TOTAL 400'S	\$250	\$0	\$1,000	\$750	\$1,000	\$1,000	\$1,000
	<u>TOTAL: JAIL</u>	<u>\$250</u>	<u>\$0</u>	<u>\$1,000</u>	<u>\$750</u>	<u>\$1,000</u>	<u>\$1,000</u>	<u>\$1,000</u>

TOWN OF CORTLANDT - ADOPTED BUDGET

FISCAL YEAR 2024

FUND - 10 GENERAL FUND TOWN WIDE  
DEPT - 3310 TRAFFIC CONTROL

<u>EXPENDITURE</u>	<u>DESCRIPTION</u>	<u>ACTUAL EXPENSES</u>		<u>2023 BUDGET</u>		<u>2024 BUDGET</u>		
		<u>2021</u>	<u>2022</u>	<u>ADOPTED</u>	<u>PROJECTED</u>	<u>REQUEST</u>	<u>PROPOSED</u>	<u>ADOPTED</u>
241	SIGNS	\$22,722	\$8,117	\$20,000	\$8,061	\$15,000	\$15,000	\$15,000
242	SIGNALS	6,549	20,241	2,500	6,450	5,000	5,000	5,000
	TOTAL 200'S	\$29,271	\$28,358	\$22,500	\$14,511	\$20,000	\$20,000	\$20,000
413	SUPPLIES & MISCELLANEOUS	\$3,187	\$4,362	\$5,000	\$5,000	\$5,000	\$5,000	\$5,000
422	LIGHT & POWER	64,960	72,935	70,000	79,234	75,000	75,000	75,000
444	MAINTENANCE	0	3,200	0	0	0	0	0
	TOTAL 400'S	\$68,146	\$80,497	\$75,000	\$84,234	\$80,000	\$80,000	\$80,000
	<u>TOTAL: TRAFFIC CONTROL</u>	<u>\$97,417</u>	<u>\$108,855</u>	<u>\$97,500</u>	<u>\$98,745</u>	<u>\$100,000</u>	<u>\$100,000</u>	<u>\$100,000</u>

TOWN OF CORTLANDT - ADOPTED BUDGET

FISCAL YEAR 2024

FUND - 10 GENERAL FUND TOWN WIDE  
DEPT - 4500 HEALTH

<u>EXPENDITURE</u>	<u>DESCRIPTION</u>	<u>ACTUAL EXPENSES</u> <u>2021</u>	<u>2022</u>	<u>2023 BUDGET</u> <u>ADOPTED</u>	<u>PROJECTED</u>	<u>REQUEST</u>	<u>2024 BUDGET</u> <u>PROPOSED</u>	<u>ADOPTED</u>
<u>4525</u>	<u>JOINT HOSPITAL</u>							
4525.477	NORTHWEST GUIDANCE	\$0	\$0	\$0	\$0	\$0	\$0	\$0
4525.478	PEEKSKILL HEALTH CARE	15,000	15,000	15,000	15,000	15,000	15,000	15,000
4525.479	NORTHERN WEST. SHELTER	0	0	0	0	0	0	0
<u>4540</u>	<u>AMBULANCE</u>							
4540.453	PROFESSIONAL SERVICES	20,000	20,000	20,000	20,000	20,000	20,000	20,000
<u>4560</u>	<u>PHYSICIAN</u>							
4560.453	PROFESSIONAL SERVICES	0	0	0	0	0	0	0
	<u>TOTAL: HEALTH</u>	<u>\$35,000</u>	<u>\$35,000</u>	<u>\$35,000</u>	<u>\$35,000</u>	<u>\$35,000</u>	<u>\$35,000</u>	<u>\$35,000</u>

## TOWN OF CORTLANDT - ADOPTED BUDGET

FISCAL YEAR 2024

FUND - 10 GENERAL FUND TOWN WIDE  
DEPT - 5010 SUPERINTENDENT OF HIGHWAY

<u>EXPENDITURE DESCRIPTION</u>	<u>ACTUAL EXPENSES</u>		<u>2023 BUDGET</u>		<u>REQUEST</u>	<u>2024 BUDGET</u>	
	<u>2021</u>	<u>2022</u>	<u>ADOPTED</u>	<u>PROJECTED</u>		<u>PROPOSED</u>	<u>ADOPTED</u>
110 SALARIES	\$341,970	\$375,015	\$410,171	\$318,225	\$422,321	\$422,321	\$422,321
114 TEMPORARY SERVICES	0	0	0	0	0	0	0
119 LIQUIDATION PAY	0	0	0	10,124	0	0	0
120 LONGEVITY	7,985	10,185	10,435	10,435	10,705	10,705	10,705
199 OVERTIME	0	0	0	107	0	0	0
TOTAL 100'S	\$349,955	\$385,200	\$420,606	\$338,891	\$433,026	\$433,026	\$433,026
210 EQUIPMENT	\$0	\$0	\$0	\$0	\$0	\$0	\$0
220 VEHICLES	0	0	0	0	0	0	0
TOTAL 200'S	\$0	\$0	\$0	\$0	\$0	\$0	\$0
413 SUPPLIES & MISC.	\$7,921	\$18,963	\$10,000	\$17,025	\$17,000	\$17,000	\$17,000
448 SAFETY COMMITTEE	0	0	0	0	0	0	0
453 PROFESSIONAL SERVICES	0	0	0	0	0	0	0
463 EDUCATIONS & CONVENTIONS	0	0	0	0	0	0	0
421 TELEPHONE	17,856	19,585	17,000	19,539	19,500	19,500	19,500
TOTAL 400'S	\$25,777	\$38,548	\$27,000	\$36,564	\$36,500	\$36,500	\$36,500
<u>TOTAL: SUPT OF HIGHWAY</u>	<u>\$375,732</u>	<u>\$423,747</u>	<u>\$447,606</u>	<u>\$375,455</u>	<u>\$469,526</u>	<u>\$469,526</u>	<u>\$469,526</u>

TOWN OF CORTLANDT - ADOPTED BUDGET  
FISCAL YEAR 2024

POSITION LISTING - SALARY SCHEDULE

FUND / DEPARTMENT	2022	2023	2023	2024	NUMBER OF EMPLOYEES		
	BUDGET	BUDGET	PROJECTED	ADOPTED	2022	2023	2024
10.5010 HIGHWAY ADMINISTRATION - DES							
DIRECTOR OF DES	\$121,834	\$129,897	\$153,439	\$153,439	1	1	1
DEPUTY DIR DES	\$116,560	\$115,488	\$0	\$100,800	1	1	1
DEPUTY DIR DES/ADMIN	91,849	95,560	95,560	97,471	1	1	1
SR OFFICE ASST. AUTO	0	0	0	0	0	0	0
SNR CLERK	66,538	69,226	69,226	70,611	1	1	1
TOTAL	\$396,781	\$410,171	\$318,225	\$422,321	4.0	4.0	4.0



TOWN OF CORTLANDT - ADOPTED BUDGET

FISCAL YEAR 2024

FUND - 10 GENERAL FUND TOWN WIDE  
DEPT - 5132 HIGHWAY GARAGE - VERPLANCK

<u>EXPENDITURE DESCRIPTION</u>		<u>ACTUAL EXPENSES</u>		<u>2023 BUDGET</u>		<u>2024 BUDGET</u>		
		<u>2021</u>	<u>2022</u>	<u>ADOPTED</u>	<u>PROJECTED</u>	<u>REQUEST</u>	<u>PROPOSED</u>	<u>ADOPTED</u>
210	EQUIPMENT	\$0	\$298	\$0	\$0	\$0	\$0	\$0
	TOTAL 200'S	\$0	\$298	\$0	\$0	\$0	\$0	\$0
411	HEATING FUEL	\$0	\$2,422	\$0	\$0	\$0	\$0	\$0
413	SUPPLIES & MISC.	3,989	7,271	8,500	6,410	7,000	7,000	7,000
422	LIGHT & POWER	10,056	13,356	10,000	12,801	13,000	13,000	13,000
443	PROPERTY MAINTENANCE	10,743	6,906	6,000	5,537	6,000	6,000	6,000
	TOTAL 400'S	\$24,788	\$29,955	\$24,500	\$24,748	\$26,000	\$26,000	\$26,000
	<u>TOTAL: HIGHWAY GARAGE</u>	<u>\$24,788</u>	<u>\$30,253</u>	<u>\$24,500</u>	<u>\$24,748</u>	<u>\$26,000</u>	<u>\$26,000</u>	<u>\$26,000</u>

TOWN OF CORTLANDT - ADOPTED BUDGET

FISCAL YEAR 2024

FUND - 10 GENERAL FUND TOWN WIDE  
DEPT - 6510 VETERANS

EXPENDITURE	DESCRIPTION	ACTUAL EXPENSES		2023 BUDGET		REQUEST	2024 BUDGET	
		<u>2021</u>	<u>2022</u>	<u>ADOPTED</u>	<u>PROJECTED</u>		<u>PROPOSED</u>	<u>ADOPTED</u>
472	ROOMS FOR VET. ORGS.	\$1,000	\$750	\$1,000	\$1,000	\$1,000	\$1,000	\$1,000
473	MEMORIAL DAY EXPENSES	3,065	2,652	2,600	2,600	2,600	2,600	2,600
	TOTAL 400'S	\$4,065	\$3,402	\$3,600	\$3,600	\$3,600	\$3,600	\$3,600
	<u>TOTAL VETERANS</u>	<u>\$4,065</u>	<u>\$3,402</u>	<u>\$3,600</u>	<u>\$3,600</u>	<u>\$3,600</u>	<u>\$3,600</u>	<u>\$3,600</u>

## TOWN OF CORTLANDT - ADOPTED BUDGET

FISCAL YEAR 2024

FUND - 10 GENERAL FUND TOWN WIDE  
DEPT - 6772 PROGRAMS FOR THE AGING

<u>EXPENDITURE DESCRIPTION</u>	<u>ACTUAL EXPENSES</u>		<u>2023 BUDGET</u>		<u>2024 BUDGET</u>		
	<u>2021</u>	<u>2022</u>	<u>ADOPTED</u>	<u>PROJECTED</u>	<u>REQUEST</u>	<u>PROPOSED</u>	<u>ADOPTED</u>
110 SALARIES	\$317,510	\$332,983	\$322,432	\$322,964	\$329,436	\$329,436	\$329,436
114 TEMPORARY SERVICES	16,486	11,985	16,000	14,940	16,000	16,000	16,000
120 LONGEVITY	12,175	14,325	15,325	15,325	15,325	15,325	15,325
119 LIQUIDATION PAY	0	0	0	11,969	0	0	0
199 OVERTIME	2,804	7,711	2,000	4,241	2,000	2,000	2,000
TOTAL 100'S	\$348,975	\$367,004	\$355,757	\$369,439	\$362,761	\$362,761	\$362,761
210 EQUIPMENT	\$11,671	\$3,776	\$0	\$1,084	\$0	\$0	\$0
220 VEHICLES	0	0	0	0	0	0	0
TOTAL 200'S	\$11,671	\$3,776	\$0	\$1,084	\$0	\$0	\$0
411 HEATING FUEL	\$17,939	\$21,748	\$20,000	\$33,321	\$30,000	\$30,000	\$30,000
412 FUEL	0	0	0	0	0	0	0
413 SUPPLIES & MISC.	7,268	10,590	9,000	15,860	9,000	9,000	9,000
414 AUTO PARTS	823	2,413	500	3,553	1,200	1,200	1,200
421 TELEPHONE	6,157	6,061	6,000	7,722	6,000	6,000	6,000
422 LIGHT & POWER	27,081	33,589	32,000	23,763	30,000	30,000	30,000
443 BUILDING MAINTENANCE	8,238	19,494	17,000	12,981	17,000	17,000	17,000
444 EQUIPMENT MAINTENANCE	0	250	1,000	222	1,000	1,000	1,000
440 OUTSIDE CONTRACTS	598	0	0	0	0	0	0
453 PROFESSIONAL SERVICES	28,462	32,977	36,000	37,230	36,000	36,000	36,000
463 EDUCATION & SEMINARS	31	100	200	0	200	200	200
464 AUTO / TRAVEL	0	6,121	16,000	16,125	16,000	16,000	16,000
466 ENTERTAINMENT	2,176	1,961	5,500	5,157	5,500	5,500	5,500
TOTAL 400'S	\$98,774	\$135,303	\$143,200	\$155,934	\$151,900	\$151,900	\$151,900
<u>TOTAL: AGING</u>	<u>\$459,420</u>	<u>\$506,083</u>	<u>\$498,957</u>	<u>\$526,457</u>	<u>\$514,661</u>	<u>\$514,661</u>	<u>\$514,661</u>

TOWN OF CORTLANDT - ADOPTED BUDGET  
FISCAL YEAR 2024

POSITION LISTING - SALARY SCHEDULE

FUND / DEPARTMENT	2022	2023	2023	2024	NUMBER OF EMPLOYEES		
	BUDGET	BUDGET	PROJECTED	ADOPTED	2022	2023	2024
10.6772 AGING							
SUPERVISOR OF SR. CITIZENS	\$91,849	\$95,560	\$95,560	\$97,471	1	1	1
SR. RECREATION LEADER	85,771	89,236	89,236	91,021	1	1	1
SOCIAL WORKER	0	0	0	0	0	0	0
MEDICAL CAR DRIVER	5,741	4,681	4,582	4,681	0.2	0.2	0.2
INTERMEDIATE CLERK	48,363	50,317	50,317	51,323	1	1	1
LABORER/REC. MAINT	80,645	82,638	83,269	84,940	1	1	1
<hr/>							
TOTAL	\$312,369	\$322,432	\$322,964	\$329,436	4.2	4.2	4.2

TOWN OF CORTLANDT - ADOPTED BUDGET

FISCAL YEAR 2024

FUND - 10 GENERAL FUND TOWN WIDE  
DEPT - 6773 NUTRITION

<u>EXPENDITURE</u>	<u>DESCRIPTION</u>	<u>ACTUAL EXPENSES</u>		<u>2023 BUDGET</u>		<u>2024 BUDGET</u>		
		<u>2021</u>	<u>2022</u>	<u>ADOPTED</u>	<u>PROJECTED</u>	<u>REQUEST</u>	<u>PROPOSED</u>	<u>ADOPTED</u>
110	SALARIES	\$99,412	\$112,938	\$105,000	\$87,665	\$110,000	\$110,000	\$110,000
119	LIQUIDATION PAY	0	0	0	0	0	0	0
120	LONGEVITY	1,800	2,250	2,250	2,250	2,250	2,250	2,250
	TOTAL 100'S	\$101,212	\$115,188	\$107,250	\$89,915	\$112,250	\$112,250	\$112,250
210	EQUIPMENT	\$1,200	\$7,207	\$0	\$0	\$0	\$0	\$0
220	VEHICLES	0	0	0	39,489	0	0	0
	TOTAL 200'S	\$1,200	\$7,207	\$0	\$39,489	\$0	\$0	\$0
410	FOOD SUPPLIES	\$63,691	\$84,040	\$72,000	\$91,619	\$90,000	\$90,000	\$90,000
412	FUEL	3,696	6,297	3,500	5,340	3,500	3,500	3,500
413	SUPPLIES & MISC.	7,225	13,599	10,000	12,740	10,000	10,000	10,000
414	AUTO PARTS	3,310	750	2,500	377	2,500	2,500	2,500
421	TELEPHONE	2,994	3,040	2,800	3,439	2,800	2,800	2,800
440	OUTSIDE CONTRACTS	13,250	38,978	55,000	34,753	55,000	55,000	55,000
444	EQUIPMENT REPAIRS	0	0	500	500	500	500	500
	TOTAL 400'S	\$94,166	\$146,705	\$146,300	\$148,768	\$164,300	\$164,300	\$164,300
	<u>TOTAL: NUTRITION</u>	<u>\$196,578</u>	<u>\$269,099</u>	<u>\$253,550</u>	<u>\$278,172</u>	<u>\$276,550</u>	<u>\$276,550</u>	<u>\$276,550</u>

TOWN OF CORTLANDT - ADOPTED BUDGET  
FISCAL YEAR 2024

POSITION LISTING - SALARY SCHEDULE

FUND / DEPARTMENT	2022	2023	2023	2024	NUMBER OF EMPLOYEES		
	BUDGET	BUDGET	PROJECTED	ADOPTED	2022	2023	2024
10.6773 NUTRITION							
DIRECTOR	\$0	\$0	\$0	\$0	0	0	0
FOOD SERVICES (3PT)	32,150	45,000	35,907	45,000	1.5	1.5	1.5
BOOKKEEPER/CLERK/REC	21,850	20,000	19,708	25,000	0.5	0.5	0.5
OUTREACH WORKER	0	0	0	0	0	0	0
DRIVER (3PT)	46,000	40,000	32,050	40,000	1.5	1.5	1.5
TOTAL	\$100,000	\$105,000	\$87,665	\$110,000	3.5	3.5	3.5

TOWN OF CORTLANDT - ADOPTED BUDGET

FISCAL YEAR 2024

FUND - 10 GENERAL FUND TOWN WIDE  
DEPT - 6774 TITLE III B

<u>EXPENDITURE</u>	<u>DESCRIPTION</u>	<u>ACTUAL EXPENSES</u>		<u>2023 BUDGET</u>		<u>2024 BUDGET</u>		
		<u>2021</u>	<u>2022</u>	<u>ADOPTED</u>	<u>PROJECTED</u>	<u>REQUEST</u>	<u>PROPOSED</u>	<u>ADOPTED</u>
110	SALARIES	\$0	\$0	\$0	\$0	\$0	\$0	\$0
	TOTAL 100'S	\$0	\$0	\$0	\$0	\$0	\$0	\$0
413	SUPPLIES & MISC	\$0	\$0	\$0	\$0	\$0	\$0	\$0
414	AUTO PARTS	0	0	0	0	0	0	0
421	TELEPHONE	1,301	1,254	1,250	1,351	1,250	1,250	1,250
440	OUTSIDE CONTRACTS	17,625	27,590	22,000	34,029	32,000	32,000	32,000
464	AUTO / TRAVEL	0	0	0	0	0	0	0
	TOTAL 400'S	\$18,926	\$28,844	\$23,250	\$35,380	\$33,250	\$33,250	\$33,250
	<u>TOTAL: TITLE III C-B</u>	<u>\$18,926</u>	<u>\$28,844</u>	<u>\$23,250</u>	<u>\$35,380</u>	<u>\$33,250</u>	<u>\$33,250</u>	<u>\$33,250</u>

TOWN OF CORTLANDT -ADOPTED BUDGET  
FISCAL YEAR 2024

POSITION LISTING - SALARY SCHEDULE

FUND / DEPARTMENT	2022	2023	2023	2024	NUMBER OF EMPLOYEES		
	BUDGET	BUDGET	PROJECTED	ADOPTED	2022	2023	2024
10.6774 TITLE IIIB							
CASE ASSISTANCE WORKER	\$0	\$0	\$0	\$0	0	0	0
DRIVER	0	0	0	0	0	0	0
TOTAL	\$0	\$0	\$0	\$0	0	0	0



TOWN OF CORTLANDT - ADOPTED BUDGET

FISCAL YEAR 2024

FUND - 10 GENERAL FUND TOWN WIDE  
DEPT - 7020 RECREATION ADMINISTRATION

<u>EXPENDITURE</u>	<u>DESCRIPTION</u>	<u>ACTUAL EXPENSES</u>		<u>2023 BUDGET</u>		<u>2024 BUDGET</u>		
		<u>2021</u>	<u>2022</u>	<u>ADOPTED</u>	<u>PROJECTED</u>	<u>REQUEST</u>	<u>PROPOSED</u>	<u>ADOPTED</u>
110	SALARIES	\$733,509	\$800,567	\$752,217	\$698,466	\$714,569	\$714,569	\$714,569
114	TEMPORARY SERVICES	6,050	773	5,000	6,292	5,000	5,000	5,000
119	LIQUIDATION PAY	0	0	0	0	0	0	0
120	LONGEVITY	22,820	29,020	29,270	23,270	24,540	24,540	24,540
199	OVERTIME	9,814	12,391	10,000	7,731	10,000	10,000	10,000
	TOTAL 100'S	\$772,193	\$842,751	\$796,487	\$735,759	\$754,109	\$754,109	\$754,109
210	EQUIPMENT	\$1,189	\$913	\$0	\$913	\$0	\$0	\$0
220	VEHICLES	0	0	0	0	0	0	0
	TOTAL 200'S	\$1,189	\$913	\$0	\$913	\$0	\$0	\$0
412	FUEL	\$3,088	\$6,493	\$3,000	\$3,490	\$3,000	\$3,000	\$3,000
413	SUPPLIES & MISC.	6,438	8,054	7,500	8,783	7,500	7,500	7,500
414	AUTO PARTS	3,239	2,202	1,500	299	1,500	1,500	1,500
421	TELEPHONE	6,369	11,717	10,000	8,597	10,000	10,000	10,000
440	SERVICE CONTRACTS	0	0	0	0	0	0	0
441	PRINTING	41,610	43,459	41,000	44,580	41,000	41,000	41,000
444	EQUIPMENT MAINTENANCE	31,343	36,266	32,000	56,971	40,000	40,000	40,000
457	INSTRUCTORS	0	0	0	0	0	0	0
462	POSTAGE	11,554	12,266	12,000	6,388	12,000	12,000	12,000
463	EDUCATION / CONVENTIONS	0	1,388	500	95	500	500	500
464	AUTO / TRAVEL	0	0	0	0	0	0	0
	TOTAL 400'S	\$103,641	\$121,844	\$107,500	\$129,203	\$115,500	\$115,500	\$115,500
	<u>TOTAL: RECREATION ADMIN</u>	<u>\$877,023</u>	<u>\$965,508</u>	<u>\$903,987</u>	<u>\$865,875</u>	<u>\$869,609</u>	<u>\$869,609</u>	<u>\$869,609</u>

TOWN OF CORTLANDT - ADOPTED BUDGET  
FISCAL YEAR 2024

POSITION LISTING - SALARY SCHEDULE

FUND / DEPARTMENT	2022	2023	2023	2024	NUMBER OF EMPLOYEES		
	BUDGET	BUDGET	PROJECTED	ADOPTED	2022	2023	2024
10.7020 RECREATION ADMINISTRATION							
DIRECTOR OF RECREATION	\$143,825	\$146,702	\$130,000	\$130,000	1	1	1
ASST. DIR OF RECREATION	100,767	111,235	116,796	119,132	1	1	1
RECREATION SUPERVISOR	85,771	89,236	158,465	165,150	1	2	2
RECREATION SPRVSR II	98,366	107,440	0	0	1	0	0
SR YOUTH AID/COALITION COORD	89,871	93,501	93,502	95,372	1	1	1
SR. RECREATION LEADER	64,842	64,089	59,689	62,100	1	1	1
INTERMEDIATE ACCT. CLERK	68,039	70,788	70,788	72,204	1	1	1
SR OFFICE ASST AUTO SYSTEM	66,538	69,226	69,226	70,611	1	1	1
SENIOR ACCT CLERK	0	0	0	0	0	0	0
INTERMEDIATE TYPIST	0	0	0	0	0	0	0
TOTAL	\$718,019	\$752,217	\$698,466	\$714,569	8	8	8

## TOWN OF CORTLANDT - ADOPTED BUDGET

FISCAL YEAR 2024

## FUND - 10 GENERAL FUND TOWN WIDE

## DEPT - 7310 YOUTH ACTIVITIES

<u>EXPENDITURE</u>	<u>DESCRIPTION</u>	<u>ACTUAL EXPENSES</u>		<u>2023 BUDGET</u>		<u>REQUEST</u>	<u>2024 BUDGET</u>	
		<u>2021</u>	<u>2022</u>	<u>ADOPTED</u>	<u>PROJECTED</u>		<u>PROPOSED</u>	<u>ADOPTED</u>
114	TEPORARY SERVICES	\$20,973	\$36,295	\$66,000	\$47,571	\$66,000	\$55,000	\$55,000
199	OVERTIME	0	194	0	0	0	0	0
	TOTAL 100'S	\$20,973	\$36,489	\$66,000	\$47,571	\$66,000	\$55,000	\$55,000
210	EQUIPMENT	\$0	\$1,378	\$0	\$1,378	\$0	\$0	\$0
	TOTAL 200'S	\$0	\$1,378	\$0	\$1,378	\$0	\$0	\$0
409	PROGRAM SUPPLIES	\$13,156	\$16,388	\$18,000	\$8,966	\$18,000	\$18,000	\$18,000
413	SUPPLIES & MISC.	125	311	1,000	494	1,000	1,000	1,000
415	ATHLETIC SUPPLIES	10,192	24,454	23,300	20,551	23,300	23,300	23,300
442	SCHOOL RENTAL	15,771	31,611	40,000	24,174	35,000	35,000	35,000
457	INSTRUCTORS	126,395	137,181	128,000	132,997	130,000	130,000	130,000
464	AUTO / TRAVEL	0	0	0	0	0	0	0
	TOTAL 400'S	\$165,639	\$209,945	\$210,300	\$187,182	\$207,300	\$207,300	\$207,300
	<u>TOTAL: YOUTH ACTIVITIES</u>	<u>\$186,612</u>	<u>\$247,811</u>	<u>\$276,300</u>	<u>\$236,131</u>	<u>\$273,300</u>	<u>\$262,300</u>	<u>\$262,300</u>

## DEPT - 7311 YOUTH EMPLOYMENT SERVICE

EXPENDITURE DESCRIPTION

110	SALARIES	\$7,023	\$6,943	\$6,000	\$7,484	\$7,500	\$7,500	\$7,500
	TOTAL 100'S	\$7,023	\$6,943	\$6,000	\$7,484	\$7,500	\$7,500	\$7,500
413	SUPPLIES & MISC.	264	566	700	622	700	700	700
421	TELEPHONE	0	0	0	0	0	0	0
441	PRINTING	0	0	0	0	0	0	0
	TOTAL 400'S	\$264	\$566	\$700	\$622	\$700	\$700	\$700
	<u>TOTAL: YOUTH EMPLOYMENT</u>	<u>\$7,287</u>	<u>\$7,509</u>	<u>\$6,700</u>	<u>\$8,106</u>	<u>\$8,200</u>	<u>\$8,200</u>	<u>\$8,200</u>



**THIS PAGE INTENTIONALLY LEFT BLANK**

TOWN OF CORTLANDT - ADOPTED BUDGET

FISCAL YEAR 2024

FUND - 10 TOWN WIDE

DEPT - 7312 PARKS - TEEN CENTER (DSAS)

<u>EXPENDITURE DESCRIPTION</u>	<u>ACTUAL EXPENSES</u>		<u>2023 BUDGET</u>		<u>REQUEST</u>	<u>2024 BUDGET</u>		<u>ADOPTED</u>
	<u>2021</u>	<u>2022</u>	<u>ADOPTED</u>	<u>PROJECTED</u>		<u>PROPOSED</u>		
110 SALARIES	\$169,511	\$108,397	\$175,088	\$95,560	\$97,471	\$97,471		\$97,471
114 TEMPORARY SERVICES	47,801	76,026	60,000	85,777	75,000	75,000		75,000
120 LONGEVITY	2,250	0	2,750	2,750	2,750	2,750		2,750
199 OVERTIME	0	1115	0	1252	0	0		0
TOTAL 100'S	\$219,562	\$185,538	\$237,838	\$185,339	\$175,221	\$175,221		\$175,221
210 EQUIPMENT	\$12,649	\$0	\$0	\$14,819	\$0	\$0		\$0
220 VEHICLES	0	0	0	0	0	0		0
TOTAL 200'S	\$12,649	\$0	\$0	\$14,819	\$0	\$0		\$0
409 PROGRAM SUPPLIES	\$4,834	\$3,397	\$5,000	\$8,335	\$5,000	\$5,000		\$5,000
410 FOOD	896	1,051	1,500	2,545	1,500	1,500		1,500
411 HEATING FUEL	0	0	0	0	0	0		0
413 SUPPLIES	4,977	6,475	5,000	5,595	5,000	5,000		5,000
415 REC. SUPPLIES	366	140	500	635	500	500		500
421 TELEPHONE	2,319	2,241	2,300	2,668	2,300	2,300		2,300
422 LIGHT & POWER	10,858	14,866	14,000	14,146	14,000	14,000		14,000
423 WATER	46	70	200	65	200	200		200
440 OUTSIDE CONTRACTS	0	716	3,000	724	3,000	3,000		3,000
443 BUILDING MAINTENANCE	8,882	11,179	15,000	8,100	15,000	15,000		15,000
457 INSTRUCTORS	600	950	500	750	800	800		800
463 EDUCATION & CONVENTIONS	228	435	800	590	600	600		600
464 AUTO /TRAVEL	0	3,142	3,500	3,500	3,500	3,500		3,500
466 ENTERTAINMENT	1,600	2,200	4,000	4,000	4,000	4,000		4,000
494 DRUG FREE COMM. GRANT	26,706	31,448	30,000	14,047	30,000	30,000		30,000
495 STATE OPIOID RESPONSE	10,388	21,056	0	31,933	0	0		0
TOTAL 400'S	\$72,700	\$99,365	\$85,300	\$97,633	\$85,400	\$85,400		\$85,400
<u>TOTAL: PARKS - TEEN CENTER</u>	<u>\$304,911</u>	<u>\$284,904</u>	<u>\$323,138</u>	<u>\$297,791</u>	<u>\$260,621</u>	<u>\$260,621</u>		<u>\$260,621</u>

TOWN OF CORTLANDT - ADOPTED BUDGET  
FISCAL YEAR 2024

POSITION LISTING - SALARY SCHEDULE

FUND / DEPARTMENT	2022	2023	2023	2024	NUMBER OF EMPLOYEES		
	BUDGET	BUDGET	PROJECTED	ADOPTED	2022	2023	2024
10.7312 TEEN CENTER (DSAS)							
DIRECTOR	\$91,849	\$95,560	\$95,560	\$97,471	1	1	1
ASST. DIRECTOR	73,345	81,119	0	0	1	1	1
TOTAL	\$165,194	\$176,679	\$95,560	\$97,471	2.0	2.0	2.0

TOWN OF CORTLANDT - ADOPTED BUDGET

FISCAL YEAR 2024

FUND - 10 GENERAL FUND TOWN WIDE  
DEPT - 7315 N.O.R.W.E.S.T.

<u>EXPENDITURE</u>	<u>DESCRIPTION</u>	<u>ACTUAL EXPENSES</u>		<u>2023 BUDGET</u>		<u>2024 BUDGET</u>		
		<u>2021</u>	<u>2022</u>	<u>ADOPTED</u>	<u>PROJECTED</u>	<u>REQUEST</u>	<u>PROPOSED</u>	<u>ADOPTED</u>
220	VEHICLES	\$0	\$0	0	0	0	0	0
	TOTAL 200'S	\$0	\$0	\$0	\$0	\$0	\$0	\$0
440	SERVICE CONTRACT	\$60,169	\$60,169	\$63,177	\$63,177	\$63,177	\$63,177	\$63,177
	TOTAL 400'S	\$60,169	\$60,169	\$63,177	\$63,177	\$63,177	\$63,177	\$63,177
	<u>TOTAL: N.O.R.W.E.S.T.</u>	<u>\$60,169</u>	<u>\$60,169</u>	<u>\$63,177</u>	<u>\$63,177</u>	<u>\$63,177</u>	<u>\$63,177</u>	<u>\$63,177</u>



**THIS PAGE INTENTIONALLY LEFT BLANK**



TOWN OF CORTLANDT - ADOPTED BUDGET

FISCAL YEAR 2024

FUND - 10 GENERAL FUND TOWN WIDE  
DEPT - 7270 BAND CONCERTS/PARAMOUNT CENTER

<u>EXPENDITURE</u>	<u>DESCRIPTION</u>	<u>ACTUAL EXPENSES</u>		<u>2023 BUDGET</u>		<u>REQUEST</u>	<u>2024 BUDGET</u>	
		<u>2021</u>	<u>2022</u>	<u>ADOPTED</u>	<u>PROJECTED</u>		<u>PROPOSED</u>	<u>ADOPTED</u>
466	ENTERTAINMENT	28,530	28,733	20,000	19,738	20,000	20,000	20,000
	TOTAL 400'S	\$28,530	\$28,733	\$20,000	\$19,738	\$20,000	\$20,000	\$20,000
	<u>TOTAL: BAND CONCERTS</u>	<u>\$28,530</u>	<u>\$28,733</u>	<u>\$20,000</u>	<u>\$19,738</u>	<u>\$20,000</u>	<u>\$20,000</u>	<u>\$20,000</u>

FUND - 10 GENERAL FUND TOWN WIDE  
DEPT - 7550 CELEBRATIONS/SPECIAL PROJECTS

<u>EXPENDITURE</u>	<u>DESCRIPTION</u>							
469	CELEBRATIONS	77,587	58,335	0	60,625	0	0	0
	TOTAL 400'S	\$77,587	\$58,335	\$0	\$60,625	\$0	\$0	\$0
	<u>TOTAL: CELEBRATIONS</u>	<u>\$77,587</u>	<u>\$58,335</u>	<u>\$0</u>	<u>\$60,625</u>	<u>\$0</u>	<u>\$0</u>	<u>\$0</u>

FUND - 10 GENERAL FUND TOWN WIDE  
DEPT - 8820 CEMETERIES

<u>EXPENDITURE</u>	<u>DESCRIPTION</u>							
470	VAN CORTLANDTVILLE	17,300	10,212	11,700	11,700	11,700	11,700	11,700
443	MAINTENANCE	0	0	0	0	0	0	0
471	POTTERS FIELD	1,600	1,800	2,000	2,000	2,000	2,000	2,000
	TOTAL 400'S	\$18,900	\$12,012	\$13,700	\$13,700	\$13,700	\$13,700	\$13,700
	<u>TOTAL: CEMETERIES</u>	<u>\$18,900</u>	<u>\$12,012</u>	<u>\$13,700</u>	<u>\$13,700</u>	<u>\$13,700</u>	<u>\$13,700</u>	<u>\$13,700</u>

TOWN OF CORTLANDT - ADOPTED BUDGET

FISCAL YEAR 2024

FUND - 10 GENERAL FUND TOWN WIDE  
DEPT - 7510 HISTORIAN

EXPENDITURE	DESCRIPTION	ACTUAL EXPENSES		2023 BUDGET		REQUEST	2024 BUDGET	
		<u>2021</u>	<u>2022</u>	<u>ADOPTED</u>	<u>PROJECTED</u>		<u>PROPOSED</u>	<u>ADOPTED</u>
475	HISTORIAN	\$0	\$0	\$0	\$804	\$0	\$0	\$0
	TOTAL 400'S	\$0	\$0	\$0	\$804	\$0	\$0	\$0
	<u>TOTAL: HISTORIAN</u>	<u>\$0</u>	<u>\$0</u>	<u>\$0</u>	<u>\$804</u>	<u>\$0</u>	<u>\$0</u>	<u>\$0</u>

FUND - 10 GENERAL FUND TOWN WIDE  
DEPT - 7520 TOLL HOUSE

EXPENDITURE	DESCRIPTION	ACTUAL EXPENSES		2023 BUDGET		REQUEST	2024 BUDGET	
		<u>2021</u>	<u>2022</u>	<u>ADOPTED</u>	<u>PROJECTED</u>		<u>PROPOSED</u>	<u>ADOPTED</u>
114	TOLL HOUSE	\$0	\$7,881	\$6,000	\$5,439	\$6,000	\$6,000	\$6,000
	TOTAL 400'S	\$0	\$7,881	\$6,000	\$5,439	\$6,000	\$6,000	\$6,000
	<u>TOTAL: TOLL HOUSE</u>	<u>\$0</u>	<u>\$7,881</u>	<u>\$6,000</u>	<u>\$5,439</u>	<u>\$6,000</u>	<u>\$6,000</u>	<u>\$6,000</u>

TOWN OF CORTLANDT - ADOPTED BUDGET

FISCAL YEAR 2024

FUND - 10 GENERAL FUND TOWN WIDE  
DEPT - 9000 EMPLOYEE BENEFITS

EXPENDITURE	DESCRIPTION	ACTUAL EXPENSES		2023 BUDGET		REQUEST	2024 BUDGET	
		2021	2022	ADOPTED	PROJECTED		PROPOSED	ADOPTED
9010.805	STATE RETIREMENT	\$799,411	\$705,603	\$750,000	\$688,109	\$818,200	\$818,200	\$818,200
9030.810	SOCIAL SECURITY	438,911	465,836	525,000	488,115	500,000	500,000	500,000
9040.815	WORKMAN'S COMPENSATION	110,000	110,000	110,000	110,000	110,000	110,000	110,000
9045.820	LIFE INSURANCE	37,400	37,360	38,000	32,607	38,000	38,000	38,000
9050.825	UNEMPLOYMENT INSURANCE	0	0	0	0	1,000	0	0
9060.830	HEALTH INSURANCE	1,919,184	2,080,350	2,200,000	2,207,633	2,425,000	2,425,000	2,475,000
9070.835	DENTAL INSURANCE	149,060	149,132	165,000	151,500	165,000	165,000	165,000
<u>TOTAL: EMPLOYEE BENEFITS</u>		<u>\$3,453,967</u>	<u>\$3,548,280</u>	<u>\$3,788,000</u>	<u>\$3,677,964</u>	<u>\$4,057,200</u>	<u>\$4,056,200</u>	<u>\$4,106,200</u>

## TOWN OF CORTLANDT - ADOPTED BUDGET

FISCAL YEAR 2024

FUND - 10 GENERAL FUND TOWN WIDE  
DEPT - 9700 DEBT SERVICE

<u>EXPENDITURE</u>	<u>DESCRIPTION</u>	ACTUAL EXPENSES <u>2021</u>	ACTUAL EXPENSES <u>2022</u>	2023 BUDGET <u>ADOPTED</u>	2023 BUDGET <u>PROJECTED</u>	REQUEST	2024 BUDGET <u>PROPOSED</u>	<u>ADOPTED</u>
9710 SERIAL BONDS								
9710.610	PRINCIPAL	\$241,116	\$248,950	\$432,333	\$432,333	\$443,000	\$443,000	\$443,000
9710.710	INTEREST	89,943	79,330	180,487	180,487	163,563	163,563	163,563
9720 STATUTORY BONDS								
9720.610	PRINCIPAL	\$0	\$0	\$0	\$0	\$0	\$0	\$0
9720.710	INTEREST	0	0	0	0	0	0	0
9730 BOND ANTICIPATION NOTES								
9730.610	PRINCIPAL	\$0	\$155,000	\$0	\$0	\$0	\$0	\$0
9730.710	INTEREST	60,000	45,000	0	45,000	0	0	0
9785 INSTALLMENT PURCHASES								
9785.610	PRINCIPAL	8,746	8,977	2,282	2,282	0	0	0
9785.710	INTEREST	376	186	12	12	0	0	0
<u>TOTAL: DEBT SERVICE</u>		<u>\$400,180</u>	<u>\$537,443</u>	<u>\$615,114</u>	<u>\$660,114</u>	<u>\$606,563</u>	<u>\$606,563</u>	<u>\$606,563</u>
<u>TOTAL: APPROPRIATIONS</u>		<u>\$13,019,179</u>	<u>\$14,355,621</u>	<u>\$13,667,349</u>	<u>\$13,989,434</u>	<u>\$14,244,808</u>	<u>\$14,158,727</u>	<u>\$14,233,227</u>

## TOWN OF CORTLANDT - ADOPTED BUDGET

FISCAL YEAR 2024FUND - 10 GENERAL FUND TOWN WIDE  
DEPT - 980 REVENUES

<u>REVENUE DESCRIPTION</u>	<u>ACTUAL REVENUES</u>		<u>2023 BUDGET</u>		<u>2024 BUDGET</u>	
	<u>2021</u>	<u>2022</u>	<u>ADOPTED</u>	<u>PROJECTED</u>	<u>PROPOSED</u>	<u>ADOPTED</u>
<u>PROPERTY TAXES</u>						
1001 REAL PROPERTY TAXES	3,184,466	3,194,414	2,972,808	3,000,000	3,176,371	3,208,770
1051 GAIN PROP. ACQUIRED FOR TAXES	0	0	0	0	0	0
1081 PAYMENTS IN LIEU OF TAXES	766,196	557,667	378,758	378,758	241,201	285,203
1090 INTEREST & PENALTIES ON TAXES	568,374	592,417	650,000	465,970	650,000	650,000
SUB-TOTAL	\$4,519,036	\$4,344,499	\$4,001,566	\$3,844,728	4,067,572	\$4,143,973
<u>STATE AID</u>						
3001 STATE AID PER CAPITA	189,449	189,449	189,450	189,450	189,450	189,450
3002 NYSESD EGFCMP - NRG	0	237,748	331,950	331,950	366,454	340,053
3003 COUNTY SALES TAX	5,263,600	5,855,759	4,400,000	5,448,000	4,600,000	4,600,000
3005 MORTGAGE TAX	2,311,747	2,036,468	1,500,000	1,000,000	1,200,000	1,200,000
3009 STAR PROGRAM	0	0	0	0	0	0
3021 JUSTICE COURT GRANTS (JCAP)	1,744	620	0	0	0	0
3089 MISC. STATE AID Y.E.S.	4,357	4,357	3,641	7,484	3,641	3,641
3097 STATE AID MEMBER ITEMS	20,000	0	20,000	50,000	20,000	20,000
3820 YOUTH PROGRAMS	4,736	4,736	4,550	4,736	4,736	4,736
3090 D S A S	95,690	103,350	100,000	104,691	107,832	107,832
3091 STATE OPIOID RESPONSE	7,360	30,424	41,192	73,123	41,192	41,192
2349 OUTREACH TITLE III B	53,145	57,996	50,000	50,000	50,000	50,000
2350 NUTRITION & COMM FUND	14,625	6,537	15,000	15,000	15,000	15,000
3801 RECREATION SENIORS	58,584	61,635	50,000	90,304	50,000	50,000
4089 OTHER FEDERAL AID (ARPA)	492,235	580,863	0	0	0	0
SUB-TOTAL	\$8,517,272	\$9,169,942	\$6,705,783	\$7,364,738	\$0	\$6,621,904
<u>DEPARTMENTAL REVENUE</u>						
1170 FRANCHISE FEES	618,679	602,799	580,000	584,715	580,000	580,000
1230 ENGINEERING FEES	0	0	0	0	0	0
1255 TOWN CLERK FEES	77,736	145,645	75,000	71,570	75,000	75,000
2001 PRC CHARGES MISC.	0	0	0	0	0	0
2002 PRC CHARGES YOUTH	225,391	274,885	280,000	281,672	280,000	280,000
SUB-TOTAL	\$921,806	\$1,023,329	\$935,000	\$937,957	935,000	\$935,000

## TOWN OF CORTLANDT - ADOPTED BUDGET

FISCAL YEAR 2024

DEPT - 980 REVENUES

REVENUE DESCRIPTION	ACTUAL REVENUES		2023 BUDGET		2024 BUDGET	
	2021	2022	ADOPTED	PROJECTED	PROPOSED	ADOPTED
<u>OTHER REVENUES &amp; CREDITS</u>						
2229 OTHER GEN. SVCS. OTHER GOV'T	\$93,187	117,116	\$100,000	\$98,976	100,000	\$100,000
2401 INTEREST & EARNINGS	8,764	93,495	100,000	\$400,000	445,350	445,350
2610 FINES & FORFEITED BAIL	88,228	237,095	300,000	405,634	350,000	374,500
2550 CONSTRUCTION INSPECTION FEES	4,493	99,392	60,000	500	60,000	60,000
2620 FORFEITED DEPOSIT	50	300	0	0	0	0
2705 GIFTS - NUTRITION	2,956	5,429	6,500	6,686	6,500	6,500
2706 GIFTS - HOME MEALS	16,452	21,583	20,000	23,986	20,000	20,000
2707 GIFTS - BUS SERVICE	17,360	21,163	20,000	15,975	20,000	20,000
2755 ENDOWMENT & TRUST FUND INCOME	3,336	110,175	2,500	43,379	40,000	40,000
8020 TAX STABILIZATION FUND	0	0	0	0	50,000	50,000
9000 UNEXPENDED BALANCE	0	0	775,000	0	775,000	775,000
SUB-TOTAL	\$234,826	\$705,749	\$1,384,000	\$995,136	1,866,850	\$1,891,350
<u>UNBUDGETED REVENUES</u>						
2650 SALE OF SCRAP & EXCESS	0	0	0	0	0	0
2660 SALE OF REAL PROPERTY	0	507,920	0	5,849	0	0
2665 SALE OF EQUIPMENT	0	0	0	0	0	0
2680 INSURANCE RECOVERIES	0	0	0	0	0	0
2701 REFUND PRIOR YEAR EXPENDITURE	39,156	-8,860	50,000	3,343	50,000	50,000
2711 SPECIAL EVENTS DONATIONS	12,500	27,650	45,000	18,950	45,000	45,000
2770 MISCELLANEOUS	0	0	45,000	10,000	45,000	45,000
SUB-TOTAL	\$51,656	\$526,710	\$140,000	\$38,142	140,000	\$140,000
<u>INTERFUND REVENUES</u>						
2801.01 CONSOLIDATED WATER	50,000	50,000	65,000	65,000	65,000	65,000
2801.02 ENGINEERING CAPITAL FUND	0	253,200	0	0	0	0
2800.08 DEBT SERVICE	400,000	0	400,000	400,000	400,000	400,000
2800.09 AMBULANCE DIST	10,000	10,000	10,000	10,000	10,000	10,000
2801.06 RENTALS ETC. NORWEST	26,200	0	26,000	26,000	26,000	26,000
SUB-TOTAL	\$486,200	\$313,200	\$501,000	\$501,000	501,000	\$501,000
<u>TOTAL REVENUES TOWNWIDE</u>	<u>\$14,730,796</u>	<u>\$16,083,429</u>	<u>\$13,667,349</u>	<u>\$13,681,701</u>	<u>14,158,727</u>	<u>\$14,233,227</u>
<u>ASSESSED VALUATION</u>	<u>109,447,662</u>	<u>109,785,645</u>	<u>109,859,547</u>	<u>109,859,547</u>	<u>110,631,120</u>	<u>110,631,120</u>
<u>TAX RATE PER \$1,000 A.V.</u>	<u>\$26.37</u>	<u>\$26.37</u>	<u>\$27.06</u>	<u>\$27.06</u>	<u>\$28.71</u>	<u>\$29.00</u>

## TOWN OF CORTLANDT - ADOPTED BUDGET

FISCAL YEAR 2024FUND - 15 TOWN OUTSIDE VILLAGE OF CROTON  
DEPT - 7410 LIBRARY

<u>EXPENDITURE DESCRIPTION</u>		<u>ACTUAL 2021</u>	<u>EXPENSES 2022</u>	<u>2023 BUDGET</u>		<u>REQUEST</u>	<u>2024 BUDGET PROPOSED</u>	<u>ADOPTED</u>
				<u>ADOPTED</u>	<u>PROJECTED</u>			
453	PROFESSIONAL SEI	\$667,013	\$667,013	\$667,013	\$667,013	\$667,013	\$667,013	\$700,363
	TOTAL 400'S	\$667,013	\$667,013	\$667,013	\$667,013	\$667,013	\$667,013	\$700,363
TOTAL: APPROPRIATIONS		\$667,013	\$667,013	\$667,013	\$667,013	\$667,013	\$667,013	\$700,363

FUND - 15 TOWN OUTSIDE VILLAGE OF CROTON  
DEPT - 980 REVENUES

<u>REVENUE</u>	<u>DESCRIPTION</u>	<u>ACTUAL 2021</u>	<u>REVENUES 2022</u>	<u>2023 BUDGET</u>		<u>REQUEST</u>	<u>2024 BUDGET PROPOSED</u>	<u>ADOPTED</u>
				<u>ADOPTED</u>	<u>PROJECTED</u>			
<u>PROPERTY TAXES</u>								
1001	REAL PROPERTY TAXES	\$667,791	\$667,791	\$667,013	\$667,013	\$667,013	\$667,013	\$700,363
	SUB-TOTAL	\$667,791	\$667,791	\$667,013	\$667,013	\$667,013	\$667,013	\$700,363
<u>OTHER REVENUES &amp; CREDITS</u>								
2401	INTEREST EARNINGS	-\$104	-\$104	\$0	\$0	\$0	\$0	\$0
9000	UNEXPENDED BALANCE	0	0	0	0	0	0	0
	SUB-TOTAL	-\$104	-\$104	0.00	0.00	\$0	\$0	\$0
TOTAL REVENUES TOV - CROTON		\$667,687	\$667,687	\$667,013	\$667,013	\$667,013	\$667,013	\$700,363

ASSESSED VALUATION	\$88,618,518	\$88,741,952	\$88,851,412	\$88,851,412	\$88,705,705	\$88,705,705	\$88,705,705
TAX RATE PER \$1,000 A.V.	\$7.16	\$7.52	\$7.51	\$7.51	\$7.52	\$7.52	\$7.90

A vertical pencil illustration on the left side of the page, oriented vertically with the eraser at the top and the lead tip at the bottom.

**THIS PAGE INTENTIONALLY LEFT BLANK**

A vertical pencil illustration on the right side of the page, oriented vertically with the lead tip at the top and the eraser at the bottom.



TOWN OF CORTLANDT - ADOPTED BUDGET

FISCAL YEAR 2024

<u>GENERAL FUND TOWN OUTSIDE VILLAGE</u>	<u>ACTUAL 2021</u>	<u>EXPENSES 2022</u>	<u>2023 BUDGET</u>		<u>REQUEST</u>	<u>2024 BUDGET</u>	
			<u>ADOPTED</u>	<u>PROJECTED</u>		<u>PROPOSED</u>	<u>ADOPTED</u>
AUDIT - 1320	\$27,540	\$27,540	\$29,376	\$27,540	\$30,794	\$30,794	\$30,794
SPECIAL ITEMS - 1900	119,403	126,925	275,000	125,289	289,500	289,500	289,500
POLICE - 3120	1,259,563	1,561,220	1,536,913	1,797,400	1,832,165	1,832,165	1,832,165
DOGS - 3510	95,949	51,818	85,458	93,641	90,068	90,068	90,068
CODE ENFORCEMENT - 3620	557,936	680,741	600,452	609,117	602,042	602,042	602,042
VITAL STATISTICS - 4020	20,688	20,934	21,497	21,497	21,497	21,497	21,497
PARKS - 7110	1,223,345	1,162,897	1,170,328	1,392,058	1,230,792	1,197,792	1,197,792
PLAYGROUNDS - 7140	259,487	321,520	416,200	477,626	479,900	469,900	469,900
COOK POOL - 7180	716,503	749,208	592,200	688,511	646,000	628,000	628,000
SPROUT BROOK - 7181	28,100	34,599	25,700	31,433	31,700	31,700	31,700
ADULT RECREATION - 7620	35,328	42,838	62,940	38,562	62,940	62,940	62,940
ZONING - 8010	38,051	30,445	37,491	40,335	39,653	39,653	39,653
PLANNING - 8020	668,460	674,642	604,303	655,286	638,831	638,831	638,831
SANITATION - 8160	3,431,628	3,734,281	3,853,765	3,914,456	4,044,135	3,884,135	3,884,135
RECYCLING - 8165	1,853	680	1,000	1,000	1,000	1,000	1,000
EMPLOYEE BENEFITS - 9000	2,977,665	3,022,042	3,280,000	3,357,731	3,755,000	3,740,000	3,765,000
DEBT SERVICE - 9700	173,729	216,981	216,981	237,028	212,558	212,558	212,558
TOTAL TOWN OUTSIDE VILLAGE FUND (20)	\$11,635,228	\$12,459,311	\$12,809,605	\$13,508,509	\$14,008,575	\$13,772,575	\$13,797,575

TOWN OF CORTLANDT - ADOPTED BUDGET

FISCAL YEAR 2024

FUND - 20 TOWN OUTSIDE VILLAGE FUND  
DEPT - 1320 INDEPENDENT AUDIT

<u>EXPENDITURE</u>	<u>DESCRIPTION</u>	<u>ACTUAL EXPENSES</u>		<u>2023 BUDGET</u>		<u>REQUEST</u>	<u>2024 BUDGET</u>	
		<u>2021</u>	<u>2022</u>	<u>ADOPTED</u>	<u>PROJECTED</u>		<u>PROPOSED</u>	<u>ADOPTED</u>
453	PROFESSIONAL SERVICES	\$27,540	\$27,540	\$29,376	\$27,540	\$30,794	\$30,794	\$30,794
	TOTAL 400'S	\$27,540	\$27,540	\$29,376	\$27,540	\$30,794	\$30,794	\$30,794
	<u>TOTAL: INDEPENDENT AUDIT</u>	<u>\$27,540</u>	<u>\$27,540</u>	<u>\$29,376</u>	<u>\$27,540</u>	<u>\$30,794</u>	<u>\$30,794</u>	<u>\$30,794</u>

TOWN OF CORTLANDT - ADOPTED BUDGET

FISCAL YEAR 2024

FUND - 20 TOWN OUTSIDE VILLAGE FUND  
DEPT - 1900 SPECIAL ITEMS

<u>EXPENDITURE</u>	<u>DESCRIPTION</u>	<u>ACTUAL EXPENSES</u>		<u>2023 BUDGET</u>		<u>2024 BUDGET</u>		
		<u>2021</u>	<u>2022</u>	<u>ADOPTED</u>	<u>PROJECTED</u>	<u>REQUEST</u>	<u>PROPOSED</u>	<u>ADOPTED</u>
1900.434	INSURANCE	\$102,278	\$100,969	\$100,000	\$108,089	\$112,000	\$112,000	\$112,000
1900.476	JUDGMENTS & CLAIMS	0	8,500	10,000	0	10,000	10,000	10,000
1900.485	BOND ISSUANCE EXPENSE	0	0	0	0	0	0	0
1990.460	CONTINGENCY	0	0	150,000	0	150,000	150,000	150,000
1980.480	CONTRIBUTION TO NYS MTA TAX	17,125	17,456	15,000	17,200	17,500	17,500	17,500
	<u>TOTAL SPECIAL ITEMS</u>	<u>\$119,403</u>	<u>\$126,925</u>	<u>\$275,000</u>	<u>\$125,289</u>	<u>\$289,500</u>	<u>\$289,500</u>	<u>\$289,500</u>

TOWN OF CORTLANDT - ADOPTED BUDGET

FISCAL YEAR 2024

FUND - 20 TOWN OUTSIDE VILLAGE FUND  
DEPT - 3120 POLICE

<u>EXPENDITURE</u>	<u>DESCRIPTION</u>	<u>ACTUAL EXPENSES</u>		<u>2023 BUDGET</u>		<u>REQUEST</u>	<u>2024 BUDGET</u>	
		<u>2021</u>	<u>2022</u>	<u>ADOPTED</u>	<u>PROJECTED</u>		<u>PROPOSED</u>	<u>ADOPTED</u>
110	SALARIES	\$0	\$0	\$0	\$0	\$0	\$0	\$0
114	TEMPORARY SERVICES	0	0	0	0	0	0	0
119	LIQUIDATION PAY	0	0	0	0	0	0	0
120	LONGEVITY	0	0	0	0	0	0	0
181	UNIFORM ALLOWANCE	0	0	0	0	0	0	0
182	HOLIDAY PAY	0	0	0	0	0	0	0
183	NIGHT DIFFERENTIAL	0	0	0	0	0	0	0
199	OVERTIME	0	0	0	0	0	0	0
	TOTAL 100'S	\$0	\$0	\$0	\$0	\$0	\$0	\$0
210	EQUIPMENT	\$0	\$0	\$0	\$0	\$0	\$0	\$0
	TOTAL 200'S	\$0	\$0	\$0	\$0	\$0	\$0	\$0
413	SUPPLIES & MISC.	\$3,441	\$0	\$500	\$3,768	\$3,800	\$3,800	\$3,800
416	UNIFORMS	0	0	0	0	0	0	0
421	TELEPHONE	0	0	0	0	0	0	0
431	DARE/SRO PROGRAM	159,907	167,122	164,694	168,936	164,694	164,694	164,694
440	OUTSIDE CONTRACTS	1,096,214	1,394,098	1,371,719	1,624,696	1,663,671	1,663,671	1,663,671
442	EQUIPMENT RENTAL	0	0	0	0	0	0	0
443	BUILDING MAINTENANCE	0	0	0	0	0	0	0
444	EQUIPMENT MAINTENANCE	0	0	0	0	0	0	0
453	PROF. OUTPLACEMENT SERVICES	0	0	0	0	0	0	0
463	EDUCATION & CONVENTIONS	0	0	0	0	0	0	0
464	AUTOMOBILE	0	0	0	0	0	0	0
	TOTAL 400'S	\$1,259,563	\$1,561,220	\$1,536,913	\$1,797,400	\$1,832,165	\$1,832,165	\$1,832,165
	<u>TOTAL: POLICE</u>	<u>\$1,259,563</u>	<u>\$1,561,220</u>	<u>\$1,536,913</u>	<u>\$1,797,400</u>	<u>\$1,832,165</u>	<u>\$1,832,165</u>	<u>\$1,832,165</u>

TOWN OF CORTLANDT - ADOPTED BUDGET  
FISCAL YEAR 2024

POSITION LISTING - SALARY SCHEDULE

FUND / DEPARTMENT	2022	2023	2023	2024	NUMBER OF EMPLOYEES		
	BUDGET	BUDGET	PROJECTED	ADOPTED	2022	2023	2024
20.3120 POLICE							
SALARIES	0	0	0	0	0	0	0
TOTAL	\$0	\$0	\$0	\$0	0	0	0

TOWN OF CORTLANDT - ADOPTED BUDGET

FISCAL YEAR 2024

FUND - 20 TOWN OUTSIDE VILLAGE FUND  
DEPT - 3510 DOG CONTROL

<u>EXPENDITURE</u>	<u>DESCRIPTION</u>	<u>ACTUAL EXPENSES</u>		<u>2023 BUDGET</u>		<u>2024 BUDGET</u>		
		<u>2021</u>	<u>2022</u>	<u>ADOPTED</u>	<u>PROJECTED</u>	<u>REQUEST</u>	<u>PROPOSED</u>	<u>ADOPTED</u>
110	SALARIES	\$0	\$11,041	\$55,458	\$51,547	\$60,068	\$60,068	\$60,068
114	TEMP SERVICES	67,669	14,552	0	14,552	0	0	0
120	LONGEVITY	0	0	0	0	0	0	0
181	UNIFORM ALLOWANCE	0	0	0	0	0	0	0
183	NIGHT DIFFERENTIAL	0	0	0	0	0	0	0
199	OVERTIME	0	0	0	0	0	0	0
	TOTAL 100'S	\$67,669	\$25,593	\$55,458	\$66,099	\$60,068	\$60,068	\$60,068
210	EQUIPMENT	\$0	\$0	\$0	\$0	\$0	\$0	\$0
220	VEHICLES	0	0	0	0	0	0	0
	TOTAL 200'S	\$0	\$0	\$0	\$0	\$0	\$0	\$0
413	SUPPLIES & MISC.	\$0	\$0	\$0	\$0	\$0	\$0	\$0
412	FUEL	0	0	0	0	0	0	0
443	OFFICE - BUILDING MAINT	0	0	0	0	0	0	0
453	PROFESSIONAL SERVICES	28,280	26,225	30,000	27,542	30,000	30,000	30,000
463	EDUCATION & CONVENTIONS	0	0	0	0	0	0	0
464	AUTOMOBILE	0	0	0	0	0	0	0
	TOTAL 400'S	\$28,280	\$26,225	\$30,000	\$27,542	\$30,000	\$30,000	\$30,000
	<u>TOTAL: DOG CONTROL</u>	<u>\$95,949</u>	<u>\$51,818</u>	<u>\$85,458</u>	<u>\$93,641</u>	<u>\$90,068</u>	<u>\$90,068</u>	<u>\$90,068</u>

TOWN OF CORTLANDT - ADOPTED BUDGET  
FISCAL YEAR 2024

POSITION LISTING - SALARY SCHEDULE

FUND / DEPARTMENT	2022	2023	2023	2024	NUMBER OF EMPLOYEES		
	BUDGET	BUDGET	PROJECTED	ADOPTED	2022	2023	2024
20.3510 DOG CONTROL							
ANIMAL WARDEN / PARKING ENFORCEMENT	\$0	\$55,458	\$51,547	\$60,068	0	1	1
TOTAL	\$0	\$55,458	\$51,547	\$60,068	0	1	1

TOWN OF CORTLANDT - ADOPTED BUDGET

FISCAL YEAR 2024

FUND - 20 TOWN OUTSIDE VILLAGE FUND  
DEPT - 3620 CODE ENFORCEMENT

<u>EXPENDITURE</u>	<u>DESCRIPTION</u>	<u>ACTUAL EXPENSES</u>		<u>2023 BUDGET</u>		<u>2024 BUDGET</u>		
		<u>2021</u>	<u>2022</u>	<u>ADOPTED</u>	<u>PROJECTED</u>	<u>REQUEST</u>	<u>PROPOSED</u>	<u>ADOPTED</u>
110	SALARIES	\$495,157	\$517,365	\$509,922	\$494,487	\$513,302	\$513,302	\$513,302
114	TEMPORARY SERVICES	8,596	626	0	8,146	0	0	0
119	LIQUIDATION	0	0	0	4,658	0	0	0
120	LONGEVITY	9,510	11,660	12,330	10,040	10,540	10,540	10,540
199	OVERTIME	7,822	7,229	7,000	20,242	7,000	7,000	7,000
	TOTAL 100'S	\$521,084	\$536,880	\$529,252	\$537,573	\$530,842	\$530,842	\$530,842
210	EQUIPMENT	\$0	\$68,117	\$0	\$1,041	\$0	\$0	\$0
220	VEHICLES	0	0	0	0	0	0	0
	TOTAL 200'S	\$0	\$68,117	\$0	\$1,041	\$0	\$0	\$0
412	FUEL	\$6,056	\$7,209	\$6,500	\$5,850	\$6,500	\$6,500	\$6,500
413	SUPPLIES & MISC.	10,936	15,454	14,000	15,400	14,000	14,000	14,000
414	AUTO PARTS	7,134	8,009	3,000	2,913	3,000	3,000	3,000
421	TELEPHONE	3,439	8,757	7,000	5,062	7,000	7,000	7,000
440	SERVICE CONTRACTS	7,500	32,387	37,500	36,577	37,500	37,500	37,500
441	PRINTING	-57	-295	500	50	500	500	500
444	EQUIPMENT MAINTENANCE	0	0	0	0	0	0	0
462	POSTAGE	0	0	0	0	0	0	0
463	EDUCATION & CONVENTIONS	1,645	4,176	2,500	4,351	2,500	2,500	2,500
464	AUTOMOBILE	199	47	200	300	200	200	200
475	TOWN APPOINTED BOARDS	0	0	0	0	0	0	0
	TOTAL 400'S	\$36,852	\$75,745	\$71,200	\$70,503	\$71,200	\$71,200	\$71,200
	<u>TOTAL: CODE ENFORCEMENT</u>	<u>\$557,936</u>	<u>\$680,741</u>	<u>\$600,452</u>	<u>\$609,117</u>	<u>\$602,042</u>	<u>\$602,042</u>	<u>\$602,042</u>



TOWN OF CORTLANDT - ADOPTED BUDGET  
FISCAL YEAR 2024

POSITION LISTING - SALARY SCHEDULE

FUND / DEPARTMENT	2022	2023	2023	2024	NUMBER OF EMPLOYEES		
	BUDGET	BUDGET	PROJECTED	ADOPTED	2022	2023	2024
20.3620 CODE ENFORCEMENT							
DIRECTOR CODE ENFORCE	134,615	140,053	140,053	142,854	1	1	1
ASST TO DIRECTOR	105,373	112,200	114,444	114,444	1	1	1
FIRE INSPECTOR	98,366	0	0	0	1	1	1
ENFORCEMENT OFFICER	0	76,763	76,763	86,746	0	0	0
ASST BUILDING INSPECTOR	107,343	111,680	111,680	113,914	1	1	1
INT. TYPIST	66,538	69,226	51,547	55,344	1	1	1
<hr/>							
TOTAL	\$512,235	\$509,922	\$494,487	\$513,302	5	5	5

TOWN OF CORTLANDT - ADOPTED BUDGET

FISCAL YEAR 2024

FUND - 20 TOWN OUTSIDE VILLAGE FUND  
DEPT - 4020 REGISTRAR VITAL STATISTICS

<u>EXPENDITURE</u>	<u>DESCRIPTION</u>	<u>ACTUAL EXPENSES</u>		<u>2023 BUDGET</u>		<u>REQUEST</u>	<u>2024 BUDGET</u>	
		<u>2021</u>	<u>2022</u>	<u>ADOPTED</u>	<u>PROJECTED</u>		<u>PROPOSED</u>	<u>ADOPTED</u>
110	SALARIES	\$20,688	\$20,934	\$21,497	\$21,497	\$21,497	\$21,497	\$21,497
	TOTAL 100'S	\$20,688	\$20,934	\$21,497	\$21,497	\$21,497	\$21,497	\$21,497
413	SUPPLIES & MISC.	\$0	\$0	\$0	\$0	\$0	\$0	\$0
	TOTAL 400'S	\$0	\$0	\$0	\$0	\$0	\$0	\$0
	<u>TOTAL: REG. VITAL STATS.</u>	<u>\$20,688</u>	<u>\$20,934</u>	<u>\$21,497</u>	<u>\$21,497</u>	<u>\$21,497</u>	<u>\$21,497</u>	<u>\$21,497</u>

TOWN OF CORTLANDT - ADOPTED BUDGET  
FISCAL YEAR 2024

POSITION LISTING - SALARY SCHEDULE

FUND / DEPARTMENT	2022	2023	2023	2024	NUMBER OF EMPLOYEES		
	BUDGET	BUDGET	PROJECTED	ADOPTED	2022	2023	2024
20.4020 REGISTRAR VITAL STATISTICS							
REGISTRAR	\$10,558	\$11,640	\$11,640	\$11,640	1	1	1
DEPUTY	3,167	3,167	3,167	3,167	1	1	1
SUB-REGISTRAR	6,690	6,690	6,690	6,690	2	2	2
TOTAL	\$20,415	\$21,497	\$21,497	\$21,497	4	4	4

## TOWN OF CORTLANDT - ADOPTED BUDGET

FISCAL YEAR 2024

## DEPT - 7110 PARKS - RECREATION

<u>EXPENDITURE</u>	<u>DESCRIPTION</u>	<u>ACTUAL EXPENSES</u>		<u>2023 BUDGET</u>		<u>REQUEST</u>	<u>2024 BUDGET</u>	
		<u>2021</u>	<u>2022</u>	<u>ADOPTED</u>	<u>PROJECTED</u>		<u>PROPOSED</u>	<u>ADOPTED</u>
110	SALARIES	\$791,568	\$682,497	\$799,128	\$677,935	\$826,302	\$826,302	\$826,302
114	TEMPORARY SERVICES	50,481	29,715	45,000	67,712	45,000	45,000	45,000
119	LIQUIDATION PAY	0	0	0	5,186	0	0	0
120	LONGEVITY	18,715	16,260	18,715	12,260	20,505	20,505	20,505
199	OVERTIME	27,826	31,593	21,000	42,628	28,000	21,000	21,000
	TOTAL 100'S	\$888,590	\$760,064	\$883,843	\$805,721	\$919,807	\$912,807	\$912,807
210	EQUIPMENT	\$23,210	\$27,480	\$0	\$46,562	\$0	\$0	\$0
220	VEHICLES	0	0	0	0	0	0	0
	TOTAL 200'S	\$23,210	\$27,480	\$0	\$46,562	\$0	\$0	\$0
411	HEATING FUEL	4,661	4,478	5,000	18,460	12,000	5,000	5,000
412	FUEL OIL	13,848	21,858	18,000	16,729	18,000	18,000	18,000
413	SUPPLIES	58,419	71,538	32,000	91,844	50,000	32,000	32,000
414	AUTO PARTS	17,276	27,116	20,000	42,330	20,000	20,000	20,000
416	UNIFORMS	3,803	5,060	4,000	6,960	5,000	4,000	4,000
418	SAND / CLAY	0	29,911	0	31,611	0	0	0
420	MAINTENANCE MATERIALS	1,650	12,495	10,000	34,515	10,000	10,000	10,000
421	TELEPHONE	4,423	5,459	4,300	5,585	4,300	4,300	4,300
422	LIGHT & POWER	19,507	24,554	30,000	37,960	30,000	30,000	30,000
440	OUTSIDE CONTRACTS	141,143	126,973	130,000	195,761	130,000	130,000	130,000
442	RENTAL	11,394	7,575	8,500	9,781	8,500	8,500	8,500
443	BUILDINGS & GROUNDS	32,996	35,190	20,000	44,054	20,000	20,000	20,000
444	EQUIPMENT REPAIRS	740	0	2,000	0	500	500	500
453	PROFESSIONAL SVCS	0	0	0	0	0	0	0
463	EDUCATION & CONVENTIONS	0	1,720	1,000	2,500	1,000	1,000	1,000
464	AUTO TRAVEL	0	0	0	0	0	0	0
475	TOWN APPOINTED BOARDS	1,685	1,425	1,685	1,685	1,685	1,685	1,685
	TOTAL 400'S	\$311,544	\$375,353	\$286,485	\$539,775	\$310,985	\$284,985	\$284,985
	<u>TOTAL: PARKS - RECREATION</u>	<u>\$1,223,345</u>	<u>\$1,162,897</u>	<u>\$1,170,328</u>	<u>\$1,392,058</u>	<u>\$1,230,792</u>	<u>\$1,197,792</u>	<u>\$1,197,792</u>

TOWN OF CORTLANDT - ADOPTED BUDGET  
FISCAL YEAR 2024

POSITION LISTING - SALARY SCHEDULE

FUND / DEPARTMENT	2022	2023	2023	2024	NUMBER OF EMPLOYEES		
	BUDGET	BUDGET	PROJECTED	ADOPTED	2022	2023	2024
20.7110 RECREATION - PARKS							
GENERAL FOREMAN	101,519	105,600	105,600	107,711	1	1	1
ASST. GEN. FOREMAN	176,936	184,078	92,039	187,760	2	2	2
MECHANICS	249,834	265,146	176,764	281,640	3	3	3
LABORER	153,538	159,740	218,968	162,936	2	2	2
M.E.O.	81,286	84,564	84,564	86,255	1	1	1
TOTAL	\$763,113	\$799,128	\$677,935	\$826,302	9	9	9

## TOWN OF CORTLANDT - ADOPTED BUDGET

FISCAL YEAR 2024

FUND - 20 TOWN OUTSIDE VILLAGE FUND  
DEPT - 7140 PLAYGROUNDS & REC CENTERS

<u>EXPENDITURE</u>	<u>DESCRIPTION</u>	<u>ACTUAL EXPENSES</u>		<u>2023 BUDGET</u>		<u>REQUEST</u>	<u>2024 BUDGET</u>	
		<u>2021</u>	<u>2022</u>	<u>ADOPTED</u>	<u>PROJECTED</u>		<u>PROPOSED</u>	<u>ADOPTED</u>
114	TEMPORARY SERVICES	\$110,280	\$154,358	\$200,000	\$221,360	\$225,000	\$225,000	\$225,000
199	OVERTIME	0	0	0	0	0	0	0
	TOTAL 100'S	\$110,280	\$154,358	\$200,000	\$221,360	\$225,000	\$225,000	\$225,000
201	CAPITAL CONSTRUCTION	\$38,770	\$0	\$0	\$0	\$0	\$0	\$0
210	EQUIPMENT	0	0	0	0	0	0	0
		\$38,770	\$0	\$0	\$0	\$0	\$0	\$0
409	PROGRAM SUPPLIES	\$10,994	\$10,378	\$10,400	\$10,035	\$10,400	\$10,400	\$10,400
413	SUPPLIES & MISC.	2,699	2,036	3,000	2,220	2,500	2,500	2,500
415	ATHLETIC SUPPLIES	0	64	1,800	1,373	1,500	1,500	1,500
421	TELEPHONE	0	0	0	0	0	0	0
440	OUTSIDE CONTRACTS	77,586	99,833	125,000	155,295	155,000	155,000	155,000
442	RENTAL	0	0	0	0	0	0	0
463	EDUCATION	0	0	500	0	0	0	0
464	AUTO / TRAVEL	293	451	500	441	500	500	500
466	ENTERTAINMENT	18,865	54,401	75,000	86,902	85,000	75,000	75,000
	TOTAL 400'S	\$110,437	\$167,162	\$216,200	\$256,266	\$254,900	\$244,900	\$244,900
	<u>TOTAL: PLAY - REC. CENTERS</u>	<u>\$259,487</u>	<u>\$321,520</u>	<u>\$416,200</u>	<u>\$477,626</u>	<u>\$479,900</u>	<u>\$469,900</u>	<u>\$469,900</u>

TOWN OF CORTLANDT - ADOPTED BUDGET

FISCAL YEAR 2024

FUND - 20 TOWN OUTSIDE VILLAGE FUND  
DEPT - 7180 C.J. COOK POOL

<u>EXPENDITURE</u>	<u>DESCRIPTION</u>	<u>ACTUAL EXPENSES</u>		<u>2023 BUDGET</u>		<u>2024 BUDGET</u>		
		<u>2021</u>	<u>2022</u>	<u>ADOPTED</u>	<u>PROJECTED</u>	<u>REQUEST</u>	<u>PROPOSED</u>	<u>ADOPTED</u>
114	TEMPORARY SERVICES	\$375,673	\$426,263	\$450,000	\$410,368	\$450,000	\$430,000	\$430,000
199	OVERTIME	39,326	52,488	20,000	21,616	10,000	20,000	20,000
	TOTAL 100'S	\$414,999	\$478,751	\$470,000	\$431,984	\$450,000	\$450,000	\$450,000
201	CAPITAL CONSTRUCTION	\$0	\$0	\$0	\$0	\$0	\$0	\$0
210	EQUIPMENT	42,681	69,240	12,000	14,316	12,000	12,000	12,000
	TOTAL 200'S	\$42,681	\$69,240	\$12,000	\$14,316	\$12,000	\$12,000	\$12,000
413	MISC. SUPPLIES	37,957	39,741	12,000	27,247	25,000	25,000	25,000
415	ATHLETIC SUPPLIES	2,887	13,496	9,000	5,189	9,000	9,000	9,000
417	POOL SUPPLIES	29,951	39,749	15,000	38,888	35,000	35,000	35,000
421	TELEPHONE	8,057	6,319	2,700	5,714	5,000	5,000	5,000
422	LIGHT & POWER	17,713	23,108	16,500	18,460	20,000	20,000	20,000
423	WATER	63,385	142	22,000	40,088	40,000	22,000	22,000
440	OUTSIDE CONTRACTS	18,065	22,101	13,000	76,786	20,000	20,000	20,000
443	MAINTENANCE	80,807	56,561	20,000	29,839	30,000	30,000	30,000
453	PROFESSIONAL SERVICES	0	0	0	0	0	0	0
464	AUTO/TRAVEL	0	0	0	0	0	0	0
	TOTAL 400'S	\$258,823	\$201,217	\$110,200	\$242,211	\$184,000	\$166,000	\$166,000
	<u>TOTAL: PARKS - COOK POOL</u>	<u>\$716,503</u>	<u>\$749,208</u>	<u>\$592,200</u>	<u>\$688,511</u>	<u>\$646,000</u>	<u>\$628,000</u>	<u>\$628,000</u>

TOWN OF CORTLANDT - ADOPTED BUDGET

FISCAL YEAR 2024

FUND - 20 TOWN OUTSIDE VILLAGE FUND  
DEPT - 7181 SPROUT BROOK PARK

<u>EXPENDITURE</u>	<u>DESCRIPTION</u>	<u>ACTUAL EXPENSES</u>		<u>2023 BUDGET</u>		<u>REQUEST</u>	<u>2024 BUDGET</u>	
		<u>2021</u>	<u>2022</u>	<u>ADOPTED</u>	<u>PROJECTED</u>		<u>PROPOSED</u>	<u>ADOPTED</u>
114	TEMPORARY SERVICES	\$0	\$0	\$0	\$0	\$0	\$0	\$0
199	OVERTIME	0	0	0	0	0	0	0
	TOTAL 100'S	\$0	\$0	\$0	\$0	\$0	\$0	\$0
201	CAPITAL CONSTRUCTION	\$0	\$0	\$0	\$0	\$0	\$0	\$0
210	EQUIPMENT	0	0	0	0	0	0	0
	TOTAL 200'S	\$0	\$0	\$0	\$0	\$0	\$0	\$0
413	MISC. SUPPLIES	\$74	\$0	\$500	\$353	\$500	\$500	\$500
415	ATHLETIC SUPPLIES	0	0	0	0	0	0	0
417	POOL SUPPLIES	0	0	0	0	0	0	0
420	MAINTENANCE MATERIALS	0	0	0	0	0	0	0
421	TELEPHONE	0	0	0	0	0	0	0
422	LIGHT & POWER	21,739	24,099	17,000	23,050	23,000	23,000	23,000
423	WATER	120	0	200	0	200	200	200
443	MAINTENANCE	6,166	10,499	8,000	8,030	8,000	8,000	8,000
453	PROFESSIONAL SERVICES	0	0	0	0	0	0	0
464	AUTO	0	0	0	0	0	0	0
	TOTAL 400'S	\$28,100	\$34,599	\$25,700	\$31,433	\$31,700	\$31,700	\$31,700
	<u>TOTAL: SPROUT BROOK PARK</u>	<u>\$28,100</u>	<u>\$34,599</u>	<u>\$25,700</u>	<u>\$31,433</u>	<u>\$31,700</u>	<u>\$31,700</u>	<u>\$31,700</u>



TOWN OF CORTLANDT - ADOPTED BUDGET

FISCAL YEAR 2024

FUND - 20 TOWN OUTSIDE VILLAGE FUND  
DEPT - 7620 ADULT RECREATION

<u>EXPENDITURE</u>	<u>DESCRIPTION</u>	<u>ACTUAL EXPENSES</u>		<u>2023 BUDGET</u>		<u>REQUEST</u>	<u>2024 BUDGET</u>	
		<u>2021</u>	<u>2022</u>	<u>ADOPTED</u>	<u>PROJECTED</u>		<u>PROPOSED</u>	<u>ADOPTED</u>
114	TEMPORARY SERVICES	\$13,863	\$7,050	\$10,000	\$7,200	\$10,000	\$10,000	\$10,000
	TOTAL 100'S	\$13,863	\$7,050	\$10,000	\$7,200	\$10,000	\$10,000	\$10,000
409	PROGRAM SUPPLIES	\$660	\$1,308	\$10,000	\$780	\$10,000	\$10,000	\$10,000
413	SUPPLIES & MISC.	0	8	500	0	500	500	500
415	ATHLETIC SUPPLIES	5,876	5,626	13,940	6,662	13,940	13,940	13,940
442	RENTAL	610	9,515	10,000	5,210	10,000	10,000	10,000
457	INSTRUCTORS	14,319	19,331	18,500	18,710	18,500	18,500	18,500
	TOTAL 400'S	\$21,465	\$35,788	\$52,940	\$31,362	\$52,940	\$52,940	\$52,940
	<u>TOTAL: ADULT RECREATION</u>	<u>\$35,328</u>	<u>\$42,838</u>	<u>\$62,940</u>	<u>\$38,562</u>	<u>\$62,940</u>	<u>\$62,940</u>	<u>\$62,940</u>

TOWN OF CORTLANDT - ADOPTED BUDGET

FISCAL YEAR 2024

FUND - 20 TOWN OUTSIDE VILLAGE FUND  
DEPT - 8010 ZONING

<u>EXPENDITURE</u>	<u>DESCRIPTION</u>	<u>ACTUAL EXPENSES</u>		<u>2023 BUDGET</u>		<u>REQUEST</u>	<u>2024 BUDGET</u>	
		<u>2021</u>	<u>2022</u>	<u>ADOPTED</u>	<u>PROJECTED</u>		<u>PROPOSED</u>	<u>ADOPTED</u>
110	SALARIES	\$33,867	\$27,019	\$32,991	\$33,653	\$33,653	\$33,653	\$33,653
114	TEMPORARY SERVICES	0	0	0	0	0	0	0
119	LIQUIDATION PAY	0	0	0	0	0	0	0
120	LONGEVITY	0	0	0	0	0	0	0
199	OVERTIME	0	0	0	0	0	0	0
	TOTAL 100'S	\$33,867	\$27,019	\$32,991	\$33,653	\$33,653	\$33,653	\$33,653
210	EQUIPMENT	\$0	\$0	\$0	\$0	\$0	\$0	\$0
	TOTAL 200'S	\$0	\$0	\$0	\$0	\$0	\$0	\$0
413	SUPPLIES & MISC.	\$0	\$535	\$500	\$500	\$500	\$500	\$500
440	SERVICE CONTRACTS	\$3,837	\$2,891	\$3,000	\$5,182	\$5,000	\$5,000	\$5,000
441	PRINTING & ADVERTISING	348	0	1,000	1,000	500	500	500
	TOTAL 400'S	\$4,185	\$3,426	\$4,500	\$6,682	\$6,000	\$6,000	\$6,000
	<u>TOTAL: ZONING</u>	<u>\$38,051</u>	<u>\$30,445</u>	<u>\$37,491</u>	<u>\$40,335</u>	<u>\$39,653</u>	<u>\$39,653</u>	<u>\$39,653</u>

TOWN OF CORTLANDT - ADOPTED BUDGET  
FISCAL YEAR 2024

POSITION LISTING - SALARY SCHEDULE

FUND / DEPARTMENT	2022	2023	2023	2024	NUMBER OF EMPLOYEES		
	BUDGET	BUDGET	PROJECTED	ADOPTED	2022	2023	2024
20.8010 ZONING							
CHAIRMAN	\$5,017	\$5,117	\$5,219	\$5,219	1	1	1
MEMBERS	27,328	27,874	28,434	28,434	7	7	7
TOTAL	\$32,345	\$32,991	\$33,653	\$33,653	8	8	8

TOWN OF CORTLANDT - ADOPTED BUDGET

FISCAL YEAR 2024

FUND - 20 TOWN OUTSIDE VILLAGE FUND  
DEPT - 8020 PLANNING

<u>EXPENDITURE</u>	<u>DESCRIPTION</u>	<u>ACTUAL EXPENSES</u>		<u>2023 BUDGET</u>		<u>REQUEST</u>	<u>2024 BUDGET</u>	
		<u>2021</u>	<u>2022</u>	<u>ADOPTED</u>	<u>PROJECTED</u>		<u>PROPOSED</u>	<u>ADOPTED</u>
110	SALARIES	\$510,288	\$535,451	\$522,853	\$539,782	\$544,381	\$544,381	\$544,381
114	TEMPORARY SERVICES	0	99	0	1,900	0	0	0
119	LIQUIDATION PAY	0	0	0	19,055	0	0	0
120	LONGEVITY	9,012	11,277	15,250	15,250	16,250	16,250	16,250
199	OVERTIME	10,395	11,485	5,000	11,623	5,000	5,000	5,000
	TOTAL 100'S	\$529,695	\$558,312	\$543,103	\$587,610	\$565,631	\$565,631	\$565,631
210	EQUIPMENT	\$1,265	\$1,857	\$0	\$1,928	\$0	\$0	\$0
220	VEHICLES	0	0	0	0	0	0	0
	TOTAL 200'S	\$1,265	\$1,265	\$0	\$1,928	\$0	\$0	\$0
413	SUPPLIES & MISC.	\$11,019	\$11,424	\$15,000	\$10,726	\$12,000	\$12,000	\$12,000
421	TELEPHONE	1,401	2,645	2,200	2,385	2,200	2,200	2,200
440	OUTSIDE CONTRACTS	0	0	0	0	0	0	0
441	PRINTING & ADVERTISING	2,681	1,708	2,500	4,727	2,500	2,500	2,500
452	LEGAL COUNSEL	0	0	0	0	0	0	0
456	CONSULTANTS	118,105	94,106	34,000	42,425	50,000	50,000	50,000
463	EDUCATION & CONVENTIONS	1,707	1,374	2,000	2,000	2,000	2,000	2,000
464	AUTO / TRAVEL	439	1,432	1,500	1,500	1,500	1,500	1,500
474	C.A.C.	2,148	2,376	4,000	1,985	3,000	3,000	3,000
475	TOWN APPOINTED BOARDS	0	0	0	0	0	0	0
	TOTAL 400'S	\$137,500	\$115,065	\$61,200	\$65,748	\$73,200	\$73,200	\$73,200
	<u>TOTAL: PLANNING</u>	<u>\$668,460</u>	<u>\$674,642</u>	<u>\$604,303</u>	<u>\$655,286</u>	<u>\$638,831</u>	<u>\$638,831</u>	<u>\$638,831</u>

TOWN OF CORTLANDT - ADOPTED BUDGET  
FISCAL YEAR 2024

POSITION LISTING - SALARY SCHEDULE

FUND / DEPARTMENT	2022	2023	2023	2024	NUMBER OF EMPLOYEES		
	BUDGET	BUDGET	PROJECTED	ADOPTED	2022	2023	2024
20.8020 PLANNING							
CHAIRMAN	\$6,979	\$7,119	\$7,261	\$7,119	1	1	1
MEMBERS	36,701	37,436	38,185	37,436	7	7	7
DEPUTY DIRECTOR DOTS	158,042	172,684	171,914	175,352	1	1	1
ASST DIRECTOR DOTS	115,113	127,415	132,600	132,600	1	1	1
SR. ASST. PLANNER	83,822	85,499	87,209	87,209	0.6	0.6	0.6
PLANNER	0	0	0	0	0	0	1
SR.OFFICE ASSIST. AUTO	0	0	0	0	0	0	0
INTERMEDIATE TYPIST	63,039	65,586	74,956	76,455	0.8	1	1
LEGAL COUNSEL	40,754	27,114	27,657	28,210	0.6	0.2	0.2
TOTAL	\$504,450	\$522,853	\$539,782	\$544,381	12.0	11.8	12.8

TOWN OF CORTLANDT - PROPOSED BUDGET

FISCAL YEAR 2024

FUND - 20 TOWN OUTSIDE VILLAGE FUND  
DEPT - 8160 SANITATION

<u>EXPENDITURE</u>	<u>DESCRIPTION</u>	<u>ACTUAL EXPENSES</u>		<u>2023 BUDGET</u>		<u>REQUEST</u>	<u>2024 BUDGET</u>	
		<u>2021</u>	<u>2022</u>	<u>ADOPTED</u>	<u>PROJECTED</u>		<u>PROPOSED</u>	<u>ADOPTED</u>
110	SALARIES	\$2,304,833	\$2,399,017	\$2,777,845	\$2,559,209	\$2,877,515	\$2,877,515	\$2,877,515
114	TEMPORARY SERVICES	123,881	109,918	80,000	134,730	80,000	80,000	80,000
119	LIQUIDATION PAY	0	0	0	28,124	0	0	0
120	LONGEVITY	66,148	75,209	65,120	65,305	65,120	65,120	65,120
199	OVERTIME	24,544	22,882	6,000	27,751	6,000	6,000	6,000
	TOTAL 100'S	\$2,519,407	\$2,607,026	\$2,928,965	\$2,815,119	\$3,028,635	\$3,028,635	\$3,028,635
210	EQUIPMENT	\$13,369	\$36,763	\$0	\$2,144	\$0	\$0	\$0
220	VEHICLES	0	107,015	75,000	44,135	75,000	0	0
	TOTAL 200'S	\$13,369	\$143,778	\$75,000	\$46,279	\$75,000	\$0	\$0
411	HEATING OIL	\$10,047	\$16,830	\$22,000	\$35,831	\$22,000	\$22,000	\$22,000
412	FUEL	100,817	185,869	100,000	147,343	100,000	100,000	100,000
413	SUPPLIES & MISC.	26,579	16,426	28,000	35,551	28,000	28,000	28,000
414	AUTO PARTS	173,394	211,113	165,000	236,942	200,000	165,000	165,000
416	UNIFORMS	14,680	16,991	12,000	11,060	12,000	12,000	12,000
420	MAINTENANCE MATERIALS	1,267	190	2,000	220	2,000	2,000	2,000
421	TELEPHONE	3,672	4,290	3,800	4,210	4,500	4,500	4,500
422	LIGHT & POWER	27,982	35,929	30,000	34,046	35,000	35,000	35,000
440	SERVICE CONTRACTS	391	0	0	558	0	0	0
442	RENTAL	12,938	0	0	0	0	0	0
443	BUILDING MAINTENANCE	49,190	38,922	30,000	25,697	30,000	30,000	30,000
444	EQUIPMENT MAINTENANCE	0	5,994	7,000	0	7,000	7,000	7,000
447	TIPPING FEES	477,895	450,922	450,000	521,600	500,000	450,000	450,000
448	SAFETY COMMITTEE	0	0	0	0	0	0	0
463	EDUCATION & CONVENTIONS	0	0	0	0	0	0	0
	TOTAL 400'S	\$898,852	\$983,477	\$849,800	\$1,053,058	\$940,500	\$855,500	\$855,500
	<u>TOTAL: SANITATION</u>	<u>\$3,431,628</u>	<u>\$3,734,281</u>	<u>\$3,853,765</u>	<u>\$3,914,456</u>	<u>\$4,044,135</u>	<u>\$3,884,135</u>	<u>\$3,884,135</u>

TOWN OF CORTLANDT - ADOPTED BUDGET  
FISCAL YEAR 2024

POSITION LISTING - SALARY SCHEDULE

FUND / DEPARTMENT	2022	2023	2023	2024	NUMBER OF EMPLOYEES		
	BUDGET	BUDGET	PROJECTED	ADOPTED	2022	2023	2024
20.8160 SANITATION - DES							
GENERAL FOREMAN	101,610	105,596	105,596	107,711	1	1	1
ASST. WORK FOREMAN	88,468	92,039	92,039	93,880	1	1	1
H.M.E.O	0	0	0	0	0	0	0
M. E. O.	1,219,290	1,268,460	845,640	1,293,825	15	15	15
LABORERS	1,074,864	1,074,864	1,279,048	1,140,482	14	14	14
MECHANIC	169,900	176,770	176,770	180,300	2	2	2
OFFICE ASST. AUTO SYS	66,036	60,116	60,116	61,317	1	1	1
TOTAL	\$2,720,168	\$2,777,845	\$2,559,209	\$2,877,515	34	34	34

TOWN OF CORTLANDT - ADOPTED BUDGET

FISCAL YEAR 2024

FUND - 20 TOWN OUTSIDE VILLAGE FUND  
DEPT - 8165 RECYCLING

<u>EXPENDITURE</u>	<u>DESCRIPTION</u>	<u>ACTUAL EXPENSES</u>		<u>2023 BUDGET</u>		<u>REQUEST</u>	<u>2024 BUDGET</u>	
		<u>2021</u>	<u>2022</u>	<u>ADOPTED</u>	<u>PROJECTED</u>		<u>PROPOSED</u>	<u>ADOPTED</u>
110	SALARIES	\$0	\$0	\$0	\$0	\$0	\$0	\$0
114	TEMPORARY SERVICES	0	0	0	0	0	0	0
120	LONGEVITY	0	0	0	0	0	0	0
199	OVERTIME	0	0	0	0	0	0	0
	TOTAL 100'S	\$0	\$0	\$0	\$0	\$0	\$0	\$0
210	EQUIPMENT	\$0	\$0	\$0	\$0	\$0	\$0	\$0
220	VEHICLES	0	0	0	0	0	0	0
	TOTAL 200'S	\$0	\$0	\$0	\$0	\$0	\$0	\$0
411	HEATING OIL	\$0	\$0	\$0	\$0	\$0	\$0	\$0
412	FUEL	0	0	0	0	0	0	0
413	SUPPLIES & MISC.	0	0	0	0	0	0	0
414	AUTO PARTS	0	0	0	0	0	0	0
416	UNIFORMS	0	0	0	0	0	0	0
422	LIGHT & POWER	0	0	0	0	0	0	0
421	TELEPHONE	0	0	0	0	0	0	0
441	PRINTING	1,853	680	1,000	1,000	1,000	1,000	1,000
443	BUILDING MAINTENANCE	0	0	0	0	0	0	0
444	EQUIPMENT MAINTENANCE	0	0	0	0	0	0	0
453	PROFESSIONAL SERVICES	0	0	0	0	0	0	0
447	TIPPING FEES	0	0	0	0	0	0	0
462	POSTAGE	0	0	0	0	0	0	0
463	EDUCATION & CONVENTIONS	0	0	0	0	0	0	0
	TOTAL 400'S	\$1,853	\$680	\$1,000	\$1,000	\$1,000	\$1,000	\$1,000
	<u>TOTAL RECYCLING</u>	<u>\$1,853</u>	<u>\$680</u>	<u>\$1,000</u>	<u>\$1,000</u>	<u>\$1,000</u>	<u>\$1,000</u>	<u>\$1,000</u>



TOWN OF CORTLANDT - ADOPTED BUDGET  
FISCAL YEAR 2024

POSITION LISTING - SALARY SCHEDULE

FUND / DEPARTMENT	2022	2023	2023	2024	NUMBER OF EMPLOYEES		
	BUDGET	BUDGET	PROJECTED	ADOPTED	2022	2023	2024
20.8165 RECYCLING							
HEAVY M. E. O.	0	0	0	0	0	0	0
TOTAL	\$0	\$0	\$0	\$0	0	0	0

TOWN OF CORTLANDT - ADOPTED BUDGET

FISCAL YEAR 2024

FUND - 20 TOWN OUTSIDE VILLAGE  
DEPT - 9000 EMPLOYEE BENEFITS

<u>EXPENDITURE DESCRIPTION</u>	<u>ACTUAL EXPENSES</u>		<u>2023 BUDGET</u>		<u>REQUEST</u>	<u>2024 BUDGET</u>	
	<u>2021</u>	<u>2022</u>	<u>ADOPTED</u>	<u>PROJECTED</u>		<u>PROPOSED</u>	<u>ADOPTED</u>
9010.805 STATE RETIREMENT	\$685,195	\$597,317	\$665,000	\$586,997	\$750,000	\$750,000	\$750,000
9030.810 SOCIAL SECURITY	376,352	380,019	425,000	394,882	405,000	405,000	405,000
9040.815 WORKMAN'S COMPENSATION	290,000	290,000	290,000	290,000	290,000	290,000	290,000
9045.820 LIFE INSURANCE	9,254	9,642	10,000	9,921	10,000	10,000	10,000
9050.825 UNEMPLOYMENT INSURANCE	0	6,810	0	0	0	0	0
9060.830 HEALTH INSURANCE	1,495,877	1,617,198	1,750,000	1,948,638	2,160,000	2,145,000	2,170,000
9070.835 DENTAL INSURANCE	120,987	121,056	140,000	127,293	140,000	140,000	140,000
<u>TOTAL: EMPLOYEE BENEFITS</u>	<u>\$2,977,665</u>	<u>\$3,022,042</u>	<u>\$3,280,000</u>	<u>\$3,357,731</u>	<u>\$3,755,000</u>	<u>\$3,740,000</u>	<u>\$3,765,000</u>

TOWN OF CORTLANDT - ADOPTED BUDGET

FISCAL YEAR 2024

FUND - 20 TOWN OUTSIDE VILLAGE  
DEPT - 9700 DEBT SERVICE

<u>EXPENDITURE</u>	<u>DESCRIPTION</u>	<u>ACTUAL EXPENSES</u>		<u>2023 BUDGET</u>		<u>REQUEST</u>	<u>2024 BUDGET</u>	
		<u>2021</u>	<u>2022</u>	<u>ADOPTED</u>	<u>PROJECTED</u>		<u>PROPOSED</u>	<u>ADOPTED</u>
9720 SERIAL BONDS								
9720.610	PRINCIPAL	\$0	\$0	\$0	\$0	\$0	\$0	\$0
9720.710	INTEREST	0	0	0	0	0	0	0
9730 BOND ANTICIPATION NOTES								
9730.610	PRINCIPAL	0	0	0	0	0	0	0
9730.710	INTEREST	0	0	0	0	0	0	0
9785 INSTALLMENT PURHCASES								
9785.610	PRINCIPAL	\$159,628	\$201,270	\$201,270	\$217,847	\$181,065	\$181,065	\$181,065
9785.710	INTEREST	14,102	15,711	15,711	19,181	31,493	31,493	31,493
<u>TOTAL: DEBT SERVICE</u>		<u>\$173,729</u>	<u>\$216,981</u>	<u>\$216,981</u>	<u>\$237,028</u>	<u>\$212,558</u>	<u>\$212,558</u>	<u>\$212,558</u>
<u>TOTAL: APPROPRIATIONS (20)</u>		<u>11,635,228</u>	<u>12,459,311</u>	<u>12,809,605</u>	<u>13,508,509</u>	<u>14,008,575</u>	<u>13,772,575</u>	<u>13,797,575</u>

## TOWN OF CORTLANDT - ADOPTED BUDGET

FISCAL YEAR 2024

FUND - 20 TOWN OUTSIDE VILLAGE  
DEPT - 980 REVENUES

<u>REVENUE DESCRIPTION</u>	<u>ACTUAL REVENUES</u>		<u>2023 BUDGET</u>		<u>2024 BUDGET</u>	<u>ADOPTED</u>
	<u>2021</u>	<u>2022</u>	<u>ADOPTED</u>	<u>PROJECTED</u>	<u>PROPOSED</u>	
<u>PROPERTY TAXES</u>						
1001 REAL PROPERTY TAXES	\$8,691,057	\$8,690,240	\$8,817,352	\$8,690,236	\$9,230,822	\$9,255,822
SUB-TOTAL	\$8,691,057	\$8,690,240	\$8,817,352	\$8,690,236	\$9,230,822	\$9,255,822
<u>STATE/ FEDERAL AID</u>						
3003 COUNTY SALES TAX	\$1,850,000	\$2,420,000	\$2,200,000	\$2,200,000	\$2,500,000	\$2,500,000
3960 DISASTER ASSISTANCE	0	0	0	0	0	0
3910 STATE CONSERVATION AID	73,658	40,427	0	0	0	0
3777 STATE AID CODE ENFORCEMENT	0	0	0	0	0	0
SUB-TOTAL	\$1,923,658	\$2,460,427	\$2,200,000	\$2,200,000	\$2,500,000	\$2,500,000
<u>DEPARTMENTAL REVENUE</u>						
1560 SAFETY INSPECTION FEES	\$609,620	\$643,202	\$550,000	\$437,500	\$550,000	\$550,000
2001 PARKS & RECREATION INCOME	21,603	20,711	10,000	18,891	18,000	18,000
2004 ADULT EDUCATION	40,774	45,033	60,000	54,485	60,000	60,000
2005 CHARLES J. COOK PARK	51,948	128,227	110,000	106,390	110,000	110,000
2006 SWIM PERMITS	56,226	74,936	75,000	73,575	75,000	75,000
2007 TENNIS PERMITS	0	0	0	0	0	0
2008 SWIM INSTRUCTION	17,417	28,594	25,000	29,950	25,000	25,000
2009 DAY CAMP	199,950	324,313	310,000	385,920	350,000	350,000
2010 SPROUT BROOK PARK	0	0	0	0	0	0
2013 DAY PLAY	0	0	0	0	0	0
2015 TEEN CAMP	64,989	70,320	125,000	104,791	125,000	125,000
2012 RECREATION CONCESSIONS	0	0	0	0	0	0
2110 ZONING FEES	2,400	1,300	5,000	1,440	5,000	5,000
2115 PLANNING BOARD FEES	35,862	35,523	50,000	43,954	50,000	50,000
2130 REFUSE & GARBAGE CHARGES	15,585	16,626	13,000	5,756	13,000	13,000
2544 DOG LICENSES	4,830	5,037	6,253	4,310	6,253	6,253
SUB-TOTAL	\$1,121,202	\$1,393,822	\$1,339,253	\$1,266,962	\$1,387,253	\$1,387,253

FUND - 20 TOWN OUTSIDE VILLAGE  
DEPT - 980 REVENUES

FISCAL YEAR 2024

REVENUE DESCRIPTION	ACTUAL REVENUES		2023 BUDGET		2024 BUDGET	
	2021	2022	ADOPTED	PROJECTED	PROPOSED	ADOPTED
<u>OTHER REVENUES &amp; CREDITS</u>						
2229 OTHER GEN. SVCS. OTHER GOV'T	\$55,836	\$54,608	\$53,000	\$58,464	\$58,000	\$58,000
2401 INTEREST & EARNINGS	418	14,708	3,500	130,000	150,000	150,000
2310 PRISONER TRANSPORT	0	0	0	0	0	0
2315 SEAS PROGRAM	0	0	0	0	0	0
2376 REFUSE OTHER GOV'TS	0	0	0	0	0	0
2450 COMMISSIONS	0	0	0	0	0	0
2610 FINES & PENALTIES FIRE CD	0	0	0	0	0	0
2611 FINES & PENALTIES DOGS	0	0	0	0	0	0
2615 CIVIL COMPROMISES	3,100	0	1,000	200	1,000	1,000
2650 SALE OF SCRAP	14,472	8,805	10,000	7,844	10,000	10,000
2651 RECYCLING	0	0	0	0	0	0
9000 UNEXPENDED BALANCE	0	0	350,000	0	400,000	400,000
SUB-TOTAL	\$73,826	\$78,121	\$417,500	\$196,508	\$619,000	\$619,000
<u>UNBUDGETED REVENUES</u>						
2655 MINOR SALES	\$0	\$0	\$0	\$0	\$0	\$0
2660 SALE OF PROPERTY	0	0	0	0	0	0
2801 INTERFUND REVENUES	0	0	0	0	0	0
2680 INSURANCE RECOVERIES	0	0	0	0	0	0
2701 REFUND PRIOR YEAR EXPENDITURE	0	0	5,500	24,182	5,500	5,500
2770 MISCELLANEOUS	35,907	9,019	30,000	128	30,000	30,000
SUB-TOTAL	\$35,907	\$9,019	\$35,500	\$24,310	\$35,500	\$35,500
<u>TOTAL REVENUES TOWN OUTSIDE</u>	<u>\$11,845,650</u>	<u>\$12,631,629</u>	<u>\$12,809,605</u>	<u>\$12,378,016</u>	<u>\$13,772,575</u>	<u>\$13,797,575</u>
<u>ASSESSED VALUATION</u>	<u>\$81,811,951</u>	<u>\$81,723,498</u>	<u>\$81,904,271</u>	<u>\$81,904,271</u>	<u>\$82,131,248</u>	<u>\$82,307,862</u>
<u>TAX RATE PER \$1,000 A.V.</u>	<u>\$106.31</u>	<u>\$106.34</u>	<u>\$106.10</u>	<u>\$106.10</u>	<u>\$112.39</u>	<u>\$112.45</u>



**THIS PAGE INTENTIONALLY LEFT BLANK**

TOWN OF CORTLANDT - ADOPTED BUDGET

FISCAL YEAR 2024

<u>HIGHWAY TOWN OUTSIDE VILLAGE</u>	<u>ACTUAL 2021</u>	<u>EXPENSES 2022</u>	<u>2023 BUDGET</u>		<u>REQUEST</u>	<u>2024 BUDGET</u>	
			<u>ADOPTED</u>	<u>PROJECTED</u>		<u>PROPOSED</u>	<u>ADOPTED</u>
SPECIAL ITEMS - 1900	7,059	7,520	8,500	8,500	8,500	8,500	8,500
GENERAL REPAIRS - 5110	2,480,669	2,629,793	3,183,481	2,414,946	3,243,092	3,233,092	3,233,092
IMPROVEMENTS - 5112	1,792,235	1,703,857	1,300,000	2,255,862	1,300,000	1,300,000	1,300,000
MACHINERY - 5130	387,221	314,054	335,000	650,210	335,000	335,000	335,000
BRUSH & WEEDS - 5140	39,568	77,102	70,000	68,678	70,000	70,000	70,000
SNOW & ICE - 5142	622,504	748,009	865,000	580,573	865,000	765,000	765,000
EMPLOYEE BENEFITS - 9000	1,414,946	1,469,258	1,557,300	1,601,629	1,731,207	1,693,800	1,693,800
DEBT SERVICE - 9700	218,704	205,908	198,459	204,760	242,614	242,614	242,614
TOTAL HIGHWAY FUND (32)	\$6,962,906	\$7,155,500	\$7,517,740	\$7,785,158	\$7,795,413	\$7,648,006	\$7,648,006



**THIS PAGE INTENTIONALLY LEFT BLANK**



TOWN OF CORTLANDT - ADOPTED BUDGET

FISCAL YEAR 2024

FUND - 32 HIGHWAY - TOWN OUTSIDE VILLAGE  
DEPT - 1900 Special Items

<u>EXPENDITURE</u>	<u>DESCRIPTION</u>	<u>ACTUAL EXPENSES</u>		<u>2023 BUDGET</u>		<u>REQUEST</u>	<u>2024 BUDGET</u>	
		<u>2021</u>	<u>2022</u>	<u>ADOPTED</u>	<u>PROJECTED</u>		<u>PROPOSED</u>	<u>ADOPTED</u>
480	Contribution to NYS MTA tax	\$7,059	\$7,520	\$8,500	\$8,500	\$8,500	\$8,500	\$8,500
	TOTAL 400'S	\$7,059	\$7,520	\$8,500	\$8,500	\$8,500	\$8,500	\$8,500

## TOWN OF CORTLANDT - ADOPTED BUDGET

FISCAL YEAR 2024

FUND - 32 HIGHWAY - TOWN OUTSIDE VILLAGE  
DEPT - 5110 GENERAL REPAIRS

<u>EXPENDITURE</u>	<u>DESCRIPTION</u>	<u>ACTUAL EXPENSES</u>		<u>2023 BUDGET</u>		<u>2024 BUDGET</u>		
		<u>2021</u>	<u>2022</u>	<u>ADOPTED</u>	<u>PROJECTED</u>	<u>REQUEST</u>	<u>PROPOSED</u>	<u>ADOPTED</u>
110	SALARIES	\$1,734,574	\$1,874,701	\$2,223,666	\$1,751,442	\$2,268,277	\$2,268,277	\$2,268,277
114	TEMPORARY SERVICE	80,104	100,967	70,000	61,302	70,000	70,000	70,000
119	LIQUIDATION PAY	0	0	0	0	0	0	0
120	LONGEVITY	35,250	46,120	50,315	47,875	50,315	50,315	50,315
199	OVERTIME	18,960	22,371	20,000	10,748	20,000	20,000	20,000
	TOTAL 100'S	1,868,888	2,044,158	2,363,981	1,871,367	2,408,592	2,408,592	2,408,592
411	HEATING FEUL	12,606	17,120	10,000	21,427	10,000	20,000	20,000
412	FUEL OIL	117,193	188,072	120,000	121,086	120,000	120,000	120,000
413	SUPPLIES & MISC.	31,392	18,204	25,000	2,039	25,000	25,000	25,000
414	AUTO PARTS	79	0		1,003			
416	UNIFORMS	8,344	10,690	9,000	12,766	9,000	9,000	9,000
418	SAND & GRAVEL	32,216	43,974	30,000	44,089	45,000	45,000	45,000
420	MAINTENANCE MATERIALS	1,277	2,541	10,000	9,165	10,000	10,000	10,000
421	TELEPHONE	0	0	0	0	0	0	0
424	ASPHALT PATCHING	70,597	102,740	100,000	101,357	100,000	100,000	100,000
448	SAFETY COMMITTEE	1,340	865	500	946	500	500	500
426	DRAINAGE MATERIALS	17,549	33,216	50,000	50,000	50,000	50,000	50,000
434	INSURANCE	67,010	65,898	70,000	70,117	70,000	75,000	75,000
440	SERVICE CONTRACTS	34,431	31,321	100,000	60,097	100,000	100,000	100,000
442	RENTAL	21,967	10,998	20,000	12,183	20,000	20,000	20,000
443	BUILDING MAINTENANCE	1,210	2,400	200,000	2,500	200,000	200,000	200,000
444	EQUIPMENT MAINTENANCE	214	3,456	0	6,265	0	0	0
476	JUDGEMENTS & CLAIMS	194,359	54,141	75,000	28,539	75,000	50,000	50,000
	TOTAL 400'S	\$611,782	\$585,635	\$819,500	\$543,579	\$834,500	\$824,500	\$824,500
	<u>TOTAL: GENERAL REPAIRS</u>	<u>\$2,480,669</u>	<u>\$2,629,793</u>	<u>\$3,183,481</u>	<u>\$2,414,946</u>	<u>\$3,243,092</u>	<u>\$3,233,092</u>	<u>\$3,233,092</u>

TOWN OF CORTLANDT - ADOPTED BUDGET  
FISCAL YEAR 2024

POSITION LISTING - SALARY SCHEDULE

FUND / DEPARTMENT	2022	2023	2023	2024	NUMBER OF EMPLOYEES		
	BUDGET	BUDGET	PROJECTED	ADOPTED	2022	2023	2024
32.5110 GENERAL REPAIRS							
GEN. WORKING FOREMAN	\$101,519	\$105,607	\$105,607	\$107,862	1	1	1
WORKING SUPT.	0	0	0	0	0	0	0
DEPUTY ASST. TO DIR. DES	0	0	0	0	0	0	0
ASST. WORKING FORMAN	176,940	184,096	92,042	187,766	2	2	2
MECHANIC FOREMAN	0	0	0	0	0	0	0
MECHANIC	169,900	176,764	176,767	180,306	2	2	2
HEAVY M.E.O.	83,278	86,643	0	88,376	1	1	1
M. E. O.	1,056,705	1,099,294	764,869	1,121,276	13	13	13
TREE TRIMMER	88,476	92,042	92,042	93,883	1	1	1
LABORER	460,614	479,220	520,115	488,808	6	6	6
TOTAL	\$2,137,432	\$2,223,666	\$1,751,442	\$2,268,277	26	26	26

## TOWN OF CORTLANDT - ADOPTED BUDGET

FISCAL YEAR 2024FUND - 32 HIGHWAY - TOWN OUTSIDE VILLAGE  
DEPT - 5112 IMPROVEMENTS

<u>EXPENDITURE</u>	<u>DESCRIPTION</u>	<u>ACTUAL EXPENSES</u>		<u>2023 BUDGET</u>		<u>2024 BUDGET</u>		
		<u>2021</u>	<u>2022</u>	<u>ADOPTED</u>	<u>PROJECTED</u>	<u>REQUEST</u>	<u>PROPOSED</u>	<u>ADOPTED</u>
420	MAINTENANCE MATERIALS	\$0	\$0	\$0	\$0	\$0	\$0	\$0
440	OUTSIDE CONTRACTS	1,792,235	1,703,857	1,300,000	2,255,862	1,300,000	1,300,000	1,300,000
	TOTAL 400'S	\$1,792,235	\$1,703,857	\$1,300,000	\$2,255,862	\$1,300,000	\$1,300,000	\$1,300,000
910	TRANSFER FOR RESERVE	\$0	\$0	\$0	\$0	\$0	\$0	\$0
	<u>TOTAL: IMPROVEMENTS</u>	<u>\$1,792,235</u>	<u>\$1,703,857</u>	<u>\$1,300,000</u>	<u>\$2,255,862</u>	<u>\$1,300,000</u>	<u>\$1,300,000</u>	<u>\$1,300,000</u>

FUND - 32 HIGHWAY - TOWN OUTSIDE VILLAGE  
DEPT - 5130 MACHINERY

<u>EXPENDITURE</u>	<u>DESCRIPTION</u>	<u>ACTUAL EXPENSES</u>		<u>2023 BUDGET</u>		<u>2024 BUDGET</u>		
		<u>2021</u>	<u>2022</u>	<u>ADOPTED</u>	<u>PROJECTED</u>	<u>REQUEST</u>	<u>PROPOSED</u>	<u>ADOPTED</u>
210	EQUIPMENT	\$25,648	\$40,939	\$0	\$3,421	\$0	\$0	\$0
220	VEHICLES	145,986	50,196	100,000	446,533	100,000	100,000	100,000
	TOTAL 200'S	\$171,635	\$91,136	\$100,000	\$449,954	\$100,000	\$100,000	\$100,000
413	SUPPLIES & MISC.	\$6,668	\$14,971	\$10,000	\$11,246	\$10,000	\$10,000	\$10,000
414	AUTO PARTS	207,393	202,842	215,000	178,746	215,000	215,000	215,000
420	MAINTENANCE MATERIALS	0	0	0	0	0	0	0
440	OUTSIDE CONTRACTS	0	0	0	0	0	0	0
444	EQUIPMENT MAINTENANCE	1,525	5,105	10,000	10,264	10,000	10,000	10,000
	TOTAL 400'S	\$215,587	\$222,918	\$235,000	\$200,256	\$235,000	\$235,000	\$235,000
	<u>TOTAL: MACHINERY</u>	<u>\$387,221</u>	<u>\$314,054</u>	<u>\$335,000</u>	<u>\$650,210</u>	<u>\$335,000</u>	<u>\$335,000</u>	<u>\$335,000</u>

## TOWN OF CORTLANDT - ADOPTED BUDGET

FISCAL YEAR 2024FUND - 32 HIGHWAY - TOWN OUTSIDE VILLAGE  
DEPT - 5140 BRUSH & WEEDS

<u>EXPENDITURE</u>	<u>DESCRIPTION</u>	<u>ACTUAL EXPENSES</u>		<u>2023 BUDGET</u>		<u>REQUEST</u>	<u>2024 BUDGET</u>	
		<u>2021</u>	<u>2022</u>	<u>ADOPTED</u>	<u>PROJECTED</u>		<u>PROPOSED</u>	<u>ADOPTED</u>
199	OVERTIME	\$17,186	\$15,584	\$25,000	\$25,000	\$25,000	\$25,000	\$25,000
413	MISC. SUPPLIES	\$2,128	\$4,979	\$5,000	\$3,678	\$5,000	\$5,000	\$5,000
440	SERVICE CONTRACTS	\$20,255	\$56,538	\$40,000	\$40,000	\$40,000	\$40,000	\$40,000
444	EQUIPMENT MAINTENANCE	\$0	\$0	\$0	\$0	\$0	\$0	\$0
TOTAL 400'S		\$22,383	\$61,517	\$45,000	\$43,678	\$45,000	\$45,000	\$45,000
<u>TOTAL: BRUSH &amp; WEEDS</u>		<u>\$39,568</u>	<u>\$77,102</u>	<u>\$70,000</u>	<u>\$68,678</u>	<u>\$70,000</u>	<u>\$70,000</u>	<u>\$70,000</u>

FUND - 32 HIGHWAY - TOWN OUTSIDE VILLAGE  
DEPT - 5142 SNOW & ICE

<u>EXPENDITURE</u>	<u>DESCRIPTION</u>	<u>ACTUAL EXPENSES</u>		<u>2023 BUDGET</u>		<u>REQUEST</u>	<u>2024 BUDGET</u>	
		<u>2021</u>	<u>2022</u>	<u>ADOPTED</u>	<u>PROJECTED</u>		<u>PROPOSED</u>	<u>ADOPTED</u>
199	OVERTIME	\$182,128	\$200,852	\$250,000	\$142,333	\$250,000	\$200,000	\$200,000
210	EQUIPMENT	1,896	2,228	0	0	0	0	0
413	SUPPLIES & MISC.	9,215	5,344	15,000	5,000	15,000	15,000	15,000
414	AUTO PARTS	68,859	143,408	75,000	62,975	75,000	75,000	75,000
418	SAND	0	0	0	0	0	0	0
419	SALT	322,448	373,011	450,000	365,015	450,000	450,000	450,000
440	SERVICE CONTRACTS	37,959	23,166	75,000	5,250	75,000	25,000	25,000
TOTAL 400'S		\$438,480	\$544,929	\$615,000	\$438,240	\$615,000	\$565,000	\$565,000
<u>TOTAL: SNOW &amp; ICE</u>		<u>\$622,504</u>	<u>\$748,009</u>	<u>\$865,000</u>	<u>\$580,573</u>	<u>\$865,000</u>	<u>\$765,000</u>	<u>\$765,000</u>

## TOWN OF CORTLANDT - ADOPTED BUDGET

FISCAL YEAR 2024

FUND - 32 HIGHWAY - TOWN OUTSIDE VILLAGE  
DEPT - 9000 EMPLOYEE BENEFITS

<u>EXPENDITURE</u>	<u>DESCRIPTION</u>	<u>ACTUAL EXPENSES</u>		<u>2023 BUDGET</u>		<u>REQUEST</u>	<u>2024 BUDGET</u>	
		<u>2021</u>	<u>2022</u>	<u>ADOPTED</u>	<u>PROJECTED</u>		<u>PROPOSED</u>	<u>ADOPTED</u>
9010.805	STATE RETIREMENT	\$235,562	\$221,690	\$230,000	\$232,043	\$221,205	\$221,500	\$221,500
9030.810	SOCIAL SECURITY	155,471	165,123	175,000	171,550	225,115	175,000	175,000
9040.815	WORKMAN'S COMPENSATION	210,000	210,000	210,000	210,000	210,000	210,000	210,000
9045.820	LIFE INSURANCE	1,365	1,445	1,300	1,233	1,257	1,300	1,300
9050.825	UNEMPLOYMENT INSURANCE	0	0	1,000	2,200	1,000	1,000	1,000
9060.830	HEALTH INSURANCE	755,958	817,366	870,000	926,476	1,014,503	1,015,000	1,015,000
9070.835	DENTAL INSURANCE	56,590	53,635	70,000	58,127	58,127	70,000	70,000
<u>TOTAL: EMPLOYEE BENEFITS</u>		<u>\$1,414,946</u>	<u>\$1,469,258</u>	<u>\$1,557,300</u>	<u>\$1,601,629</u>	<u>\$1,731,207</u>	<u>\$1,693,800</u>	<u>\$1,693,800</u>

## TOWN OF CORTLANDT - ADOPTED BUDGET

FISCAL YEAR 2024

FUND - 32 HIGHWAY FUND TOWN WIDE  
DEPT - 9700 DEBT SERVICE

<u>EXPENDITURE</u>	<u>DESCRIPTION</u>	<u>ACTUAL EXPENSES</u>		<u>2023 BUDGET</u>		<u>2024 BUDGET</u>		
		<u>2021</u>	<u>2022</u>	<u>ADOPTED</u>	<u>PROJECTED</u>	<u>REQUEST</u>	<u>PROPOSED</u>	<u>ADOPTED</u>
9710 SERIAL BONDS								
9710.610	PRINCIPAL	23,735	24,648	26,474	26,474	33,777	33,777	33,777
9710.710	INTEREST	13,456	12,246	10,474	10,474	7,664	7,664	7,664
9720 STATUTORY BONDS								
9720.610	PRINCIPAL	0	0	0	0	0	0	0
9720.710	INTEREST	0	0	0	0	0	0	0
9730 BOND ANTICIPATION NOTES								
9730.610	PRINCIPAL	0	0	0	0	0	0	0
9730.710	INTEREST	20,000	7,500	0	6,301	0	0	0
9785 INSTALLMENT PURHCASES								
9785.610	PRINCIPAL	148,482	150,999	151,993	151,993	170,290	170,290	170,290
9785.710	INTEREST	13,032	10,514	9,518	9,518	30,883	30,883	30,883
<u>TOTAL: DEBT SERVICE</u>		<u>\$218,704</u>	<u>\$205,908</u>	<u>\$198,459</u>	<u>\$204,760</u>	<u>\$242,614</u>	<u>\$242,614</u>	<u>\$242,614</u>
<u>TOTAL APPROPRIATIONS (32)</u>		<u>\$6,962,906</u>	<u>\$7,155,500</u>	<u>\$7,517,740</u>	<u>\$7,785,158</u>	<u>\$7,795,413</u>	<u>\$7,648,006</u>	<u>\$7,648,006</u>

## TOWN OF CORTLANDT - ADOPTED BUDGET

FISCAL YEAR 2024

FUND - 32 HIGHWAY TOWN OUTSIDE VILLAGE  
DEPT - 980 REVENUES

<u>REVENUE DESCRIPTION</u>	<u>ACTUAL REVENUES</u>		<u>2023 BUDGET</u>		<u>2024 BUDGET</u>	
	<u>2021</u>	<u>2022</u>	<u>ADOPTED</u>	<u>PROJECTED</u>	<u>PROPOSED</u>	<u>ADOPTED</u>
<u>PROPERTY TAXES</u>						
1001 REAL PROPERTY TAXES	\$6,334,323	\$6,334,165	\$6,337,930	\$6,334,323	\$6,337,930	\$6,337,930
SUB-TOTAL	\$6,334,323	\$6,334,165	\$6,337,930	\$6,334,323	\$6,337,930	\$6,337,930
<u>STATE AID</u>						
2302 SNOW REMOVAL OTHER GOV'T	\$18,644	\$25,212	\$21,000	\$18,000	\$21,266	\$21,266
3001 STATE REVENUE SHARING	0	0	0	0	0	0
3003 COUNTY SALES TAX	450,000	0	500,000	500,000	500,000	500,000
3501 C.H.I.P.S.	579,013	648,020	383,000	648,020	463,000	463,000
3960 STATE DISASTER ASSISTANCE	0	0	0	0	0	0
4785 FEDERAL DISASTER AID	38,625	409,696	0	0	0	0
SUB-TOTAL	\$1,086,282	\$1,082,928	\$904,000	\$1,166,020	\$984,266	\$984,266
<u>DEPARTMENTAL REVENUE</u>						
2226 SALE OF SUPPLIES	\$0	\$0	\$0	\$0	\$0	\$0
2560 STREET OPENING PERMITS	26,600	15,750	4,000	4,000	4,000	4,000
SUB-TOTAL	\$26,600	\$15,750	\$4,000	\$4,000	\$4,000	\$4,000
<u>OTHER REVENUES &amp; CREDITS</u>						
2401 INTEREST & EARNINGS	\$287	\$11,166	\$3,000	\$115,000	\$53,000	\$53,000
2801 INTERFUND REVENUES	14,500	14,500	18,000	18,000	18,000	18,000
5031 INTERFUND TRANSFERS	492,235	0	0	0	0	0
9000 UNEXPENDED BALANCE	0	0	215,000	0	215,000	215,000
SUB-TOTAL	\$507,022	\$25,666	\$236,000	\$133,000	\$286,000	\$286,000
<u>UNBUDGETED REVENUES</u>						
2665 SALE OF EQUIPMENT	0	0	5,000	5,000	5,000	5,000
2680 INSURANCE RECOVERIES	0	335,117	5,000	5,000	5,000	5,000
2701 REFUND PRIOR YEAR EXPENDITURE	95,021	0	0	0	0	0
2770 UNCLASSIFIED REVENUES	35,550	0	25,810	25,810	25,810	25,810
SUB-TOTAL	\$130,571	\$335,117	\$35,810	\$35,810	\$35,810	\$35,810
<u>TOTAL REVENUES HIGHWAY</u>	<u>\$8,084,798</u>	<u>\$7,793,626</u>	<u>\$7,517,740</u>	<u>\$7,673,153</u>	<u>\$7,648,006</u>	<u>\$7,648,006</u>
<u>ASSESSED VALUATION</u>	<u>\$81,723,498</u>	<u>\$81,904,271</u>	<u>\$81,737,335</u>	<u>\$81,737,335</u>	<u>\$82,131,248</u>	<u>\$82,307,862</u>
<u>TAX RATE PER \$1,000 A.V.</u>	<u>\$77.52</u>	<u>\$77.35</u>	<u>\$77.54</u>	<u>\$77.54</u>	<u>\$77.17</u>	<u>\$77.00</u>



TOWN OF CORTLANDT - ADOPTED BUDGET

FISCAL YEAR 2024

FUND - 34 HIGHWAY - TOWNWIDE - BRIDGES  
DEPT - 5122 CONSTRUCTION

<u>EXPENDITURE</u>	<u>DESCRIPTION</u>	<u>ACTUAL EXPENSES</u>		<u>2023 BUDGET</u>		<u>REQUEST</u>	<u>2024 BUDGET</u>	
		<u>2021</u>	<u>2022</u>	<u>ADOPTED</u>	<u>PROJECTED</u>		<u>PROPOSED</u>	<u>ADOPTED</u>
420	MAINT. MATERIALS	\$0	\$0	\$0	\$0	\$0	\$0	\$0
	TOTAL 400'S	\$0	\$0	\$0	\$0	\$0	\$0	\$0
9550.900	TRANSFER TO CAPITAL FUND FOR RESERVE	27,500	27,500	27,500	27,500	27,500	27,500	27,500
<u>TOTAL: CONSTRUCTION</u>		<u>\$27,500</u>	<u>\$27,500</u>	<u>\$27,500</u>	<u>\$27,500</u>	<u>\$27,500</u>	<u>\$27,500</u>	<u>\$27,500</u>

FUND - 34 HIGHWAY TOWN OUTSIDE VILLAGE  
DEPT - 980 REVENUES

<u>REVENUE DESCRIPTION</u>	<u>ACTUAL REVENUES</u>		<u>2023 BUDGET</u>		<u>REQUEST</u>	<u>2024 BUDGET</u>	
	<u>2021</u>	<u>2022</u>	<u>ADOPTED</u>	<u>PROJECTED</u>		<u>PROPOSED</u>	<u>ADOPTED</u>
<u>PROPERTY TAXES</u>							
1001 REAL PROPERTY TAXES	\$27,500	\$27,500	\$27,500	\$27,500	\$27,500	\$27,500	\$27,500
SUB-TOTAL	\$27,500	\$27,500	\$27,500	\$27,500	\$27,500	\$27,500	\$27,500

OTHER REVENUES & CREDITS

9000	UNEXPENDED BALANCE	0	0	0	0	0	0	0
	SUB-TOTAL	\$0	\$0	\$0	\$0	\$0	\$0	\$0
<u>TOTAL REVENUES TOWNWIDE</u>		<u>\$27,500</u>	<u>\$27,500</u>	<u>\$27,500</u>	<u>\$27,500</u>	<u>\$27,500</u>	<u>\$27,500</u>	<u>\$27,500</u>

ASSESSED VALUATION	\$109,339,976	\$109,785,645	\$109,859,547	\$109,857,547	\$110,288,877	\$110,288,877	\$110,288,877
TAX RATE PER \$1,000 A.V.	\$0.26	\$0.26	\$0.26	\$0.26	\$0.26	\$0.26	\$0.26

TOWN OF CORTLANDT - ADOPTED BUDGET

FISCAL YEAR 2024

<u>CONSOLIDATED WATER DISTRICT</u>	<u>ACTUAL 2021</u>	<u>EXPENSES 2022</u>	<u>2023 BUDGET</u>		<u>REQUEST</u>	<u>2024 BUDGET</u>	
			<u>ADOPTED</u>	<u>PROJECTED</u>		<u>PROPOSED</u>	<u>ADOPTED</u>
INDEPENDENT AUDIT - 1320	15,390	25,390	15,960	16,416	16,454	16,454	16,454
SPECIAL ITEMS - 1900	19,597	22,158	134,200	34,200	134,200	134,200	134,200
WATER DISTRIBUTION - 8340	5,924,518	7,310,528	6,578,734	6,774,798	6,654,179	6,589,179	6,589,179
EMPLOYEE BENEFITS - 9000	638,551	747,658	712,500	747,657	837,500	837,500	837,500
INTERFUND TRANSFERS - 9500	50,000	50,000	50,000	50,000	50,000	50,000	50,000
DEBT SERVICE - 9700	274,808	268,695	265,809	265,809	370,809	370,809	370,809
TOTAL CONSOLIDATED WATER DIST. (41)	\$6,922,863	\$8,424,429	\$7,757,203	\$7,888,880	\$8,063,142	\$7,998,142	\$7,998,142



**THIS PAGE INTENTIONALLY LEFT BLANK**

TOWN OF CORTLANDT - ADOPTED BUDGET

FISCAL YEAR 2024

FUND - 41 CONSOLIDATED WATER DISTRICT  
DEPT - 1320 INDEPENDENT AUDIT

<u>EXPENDITURE</u>	<u>DESCRIPTION</u>	<u>ACTUAL EXPENSES</u>		<u>2023 BUDGET</u>		<u>REQUEST</u>	<u>2024 BUDGET</u>	
		<u>2021</u>	<u>2022</u>	<u>ADOPTED</u>	<u>PROJECTED</u>		<u>PROPOSED</u>	<u>ADOPTED</u>
453	PROFESSIONAL SERVICES	\$15,390	\$25,390	\$15,960	\$16,416	\$16,454	\$16,454	\$16,454
	TOTAL 400'S	\$15,390	\$25,390	\$15,960	\$16,416	\$16,454	\$16,454	\$16,454
	<u>TOTAL: INDEPENDENT AUDIT</u>	<u>\$15,390</u>	<u>\$25,390</u>	<u>\$15,960</u>	<u>\$16,416</u>	<u>\$16,454</u>	<u>\$16,454</u>	<u>\$16,454</u>

FUND - 41 CONSOLIDATED WATER DISTRICT  
DEPT - 1900 SPECIAL ITEMS

<u>EXPENDITURE</u>	<u>DESCRIPTION</u>	<u>ACTUAL EXPENSES</u>		<u>2023 BUDGET</u>		<u>REQUEST</u>	<u>2024 BUDGET</u>	
		<u>2021</u>	<u>2022</u>	<u>ADOPTED</u>	<u>PROJECTED</u>		<u>PROPOSED</u>	<u>ADOPTED</u>
1900.476	JUDGEMENTS & CLAIMS	9,345	18,441	15,000	15,000	15,000	15,000	15,000
1900.485	BOND ISSUANCE EXPENSE	6,973	0	16,000	16,000	16,000	16,000	16,000
1930.460	CONTINGENCY	0	0	100,000	0	100,000	100,000	100,000
1980.480	CONTRIBUTION TO NYS MTA TAX	3,279	3,717	3,200	3,200	3,200	3,200	3,200
	<u>TOTAL: SPECIAL ITEMS</u>	<u>\$19,597</u>	<u>\$22,158</u>	<u>\$134,200</u>	<u>\$34,200</u>	<u>\$134,200</u>	<u>\$134,200</u>	<u>\$134,200</u>

## TOWN OF CORTLANDT - ADOPTED BUDGET

FISCAL YEAR 2024FUND - 41 CONSOLIDATED WATER DISTRICT  
DEPT - 8340 WATER DISTRIBUTION

EXPENDITURE	DESCRIPTION	ACTUAL EXPENSES		2023 BUDGET		REQUEST	2024 BUDGET	
		2021	2022	ADOPTED	PROJECTED		PROPOSED	ADOPTED
110	SALARIES	\$799,520	\$932,283	\$939,604	\$840,303	\$957,734	\$957,734	\$957,734
114	TEMPORARY SERVICES	75,400	21,582	50,000	10,315	46,275	46,275	46,275
119	LIQUIDATION PAY	0	0	0	8,392	0	0	0
120	LONGEVITY	11,760	16,445	20,630	11,430	16,670	16,670	16,670
199	OVERTIME	92,563	180,492	100,000	116,500	100,000	100,000	100,000
	TOTAL 100'S	\$979,243	\$1,150,802	\$1,110,234	\$986,940	\$1,120,679	\$1,120,679	\$1,120,679
210	EQUIPMENT	\$25,213	\$27,917	\$25,000	\$24,383	\$25,000	\$25,000	\$25,000
220	VEHICLES	39,149	0	100,000	370,205	100,000	100,000	100,000
225	TESTING EQUIPMENT	0	0	0	0	0	0	0
251	METERS	0	31,394	50,000	103,250	50,000	50,000	50,000
201	CAPITAL IMPROVEMENTS	0	0	0	0	0	0	0
	TOTAL 200'S	\$64,361	\$59,311	\$175,000	\$497,838	\$175,000	\$175,000	\$175,000
411	HEATING FUEL	5,831	12,197	15,000	16,771	15,000	15,000	15,000
412	FUEL OIL/GASOLINE	15,901	18,456	25,000	18,867	25,000	25,000	25,000
413	SUPPLIES & MISC.	24,395	36,343	30,000	95,918	30,000	30,000	30,000
414	AUTO PARTS	38,040	57,942	35,000	53,020	50,000	35,000	35,000
416	UNIFORMS	2,171	2,790	5,000	3,511	5,000	5,000	5,000
420	MAINTENANCE MATERIALS	124,470	143,579	100,000	198,756	150,000	100,000	100,000
421	TELEPHONE	15,519	16,526	17,000	16,590	17,000	17,000	17,000
422	LIGHT & POWER	41,662	53,353	75,000	64,355	75,000	75,000	75,000
423	WATER PURCHASE	3,821,494	4,743,707	4,000,000	3,780,130	4,000,000	4,000,000	4,000,000
434	INSURANCE	67,010	65,898	75,000	70,000	75,000	75,000	75,000
435	TESTING	1,148	0	4,000	1,200	4,000	4,000	4,000
440	SERVICE CONTRACTS	105,525	258,096	200,000	263,475	200,000	200,000	200,000
443	BUILDING MAINTENANCE	370	3,276	5,000	100	5,000	5,000	5,000
444	EQUIPMENT MAINTENANCE	8,425	4,168	4,000	4,670	4,000	4,000	4,000
451	MAP PREPARATION	0	0	0	0	0	0	0
463	EDUCATION & CONVENTION	4,003	1,375	3,500	2,657	3,500	3,500	3,500
464	AUTOMOBILE	0	0	0	0	0	0	0
484	TRANSFER TO JOINT WATER WORKS	604,950	682,710	700,000	700,000	700,000	700,000	700,000
	TOTAL 400'S	\$4,880,914	\$6,100,415	\$5,293,500	\$5,290,020	\$5,358,500	\$5,293,500	\$5,293,500
	<u>TOTAL: WATER DISTRIBUTION</u>	<u>\$5,924,518</u>	<u>\$7,310,528</u>	<u>\$6,578,734</u>	<u>\$6,774,798</u>	<u>\$6,654,179</u>	<u>\$6,589,179</u>	<u>\$6,589,179</u>

TOWN OF CORTLANDT - ADOPTED BUDGET  
FISCAL YEAR 2024

POSITION LISTING - SALARY SCHEDULE

FUND / DEPARTMENT	2022	2023	2023	2024	NUMBER OF EMPLOYEES		
	BUDGET	BUDGET	PROJECTED	ADOPTED	2022	2023	2024
41.8340 CONSOLIDATED WATER DISTRICT							
DEPUTY DIRECTOR DES	102,169	106,600	109,260	109,260	1	1	1
MAINTENANCE FOREMAN	104,446	108,550	108,550	110,720	1	1	1
ASST GENERAL FOREMAN	0	0	0	93,878	0	0	1
WATER/ SEWER MAINT. II	249,834	285,320	265,155	180,305	3	3	2
WATER MAINT. II	83,278	88,382	88,382	90,153	1	1	1
METER READER	64,102	82,638	0	84,291	1	1	1
MEO	81,277	88,382	84,561	86,252	1	1	1
LABORER	153,538	159,732	101,948	115,796	2	2	2
SENIOR ACCT CLERK	0	0	62,447	67,079	0	0	1
INT. CLERK	0	0	0	0	0	0	0
PROF. SVCS. CCWD	20,000	20,000	20,000	20,000	0	0	0
TOTAL	\$858,644	\$939,604	\$840,303	\$957,734	10.0	10.0	11.0

## TOWN OF CORTLANDT - ADOPTED BUDGET

FISCAL YEAR 2024

FUND - 41 CONSOLIDATED WATER DISTRICT  
DEPT - 9000 EMPLOYEE BENEFITS

<u>EXPENDITURE</u>	<u>DESCRIPTION</u>	<u>ACTUAL EXPENSES</u>		<u>2023 BUDGET</u>		<u>REQUEST</u>	<u>2024 BUDGET</u>	
		<u>2021</u>	<u>2022</u>	<u>ADOPTED</u>	<u>PROJECTED</u>		<u>PROPOSED</u>	<u>ADOPTED</u>
9010.805	STATE RETIREMENT	\$102,863	\$114,388	\$110,000	\$114,388	\$135,000	\$135,000	\$135,000
9030.810	SOCIAL SECURITY	72,204	63,095	75,000	63,094	75,000	75,000	75,000
9040.815	WORKMAN'S COMPENSATION	90,000	90,000	90,000	90,000	90,000	90,000	90,000
9045.820	LIFE INSURANCE	1,207	1,467	1,500	1,467	1,500	1,500	1,500
9050.825	UNEMPLOYMENT INSURANCE	0	0	1,000	0	1,000	1,000	1,000
9060.830	HEALTH INSURANCE	344,482	447,350	400,000	447,350	500,000	500,000	500,000
9070.835	DENTAL INSURANCE	27,795	31,358	35,000	31,358	35,000	35,000	35,000
<u>TOTAL: EMPLOYEE BENEFITS</u>		<u>\$638,551</u>	<u>\$747,658</u>	<u>\$712,500</u>	<u>\$747,657</u>	<u>\$837,500</u>	<u>\$837,500</u>	<u>\$837,500</u>

TOWN OF CORTLANDT - ADOPTED BUDGET

FISCAL YEAR 2024

FUND - 41 CONSOLIDATED WATER DISTRICT  
DEPT - 9500 INTERFUND TRANSFERS

<u>EXPENDITURE</u>	<u>DESCRIPTION</u>	<u>ACTUAL EXPENSES</u>		<u>2023 BUDGET</u>		<u>REQUEST</u>	<u>2024 BUDGET</u>	
		<u>2021</u>	<u>2022</u>	<u>ADOPTED</u>	<u>PROJECTED</u>		<u>PROPOSED</u>	<u>ADOPTED</u>
9510 GENERAL FUND								
9510.911	DATA PROCESSING	25,000	25,000	25,000	25,000	25,000	25,000	25,000
9510.912	POSTAGE	25,000	25,000	25,000	25,000	25,000	25,000	25,000
<u>TOTAL: INTERFUND TRANSFERS</u>		<u>\$50,000</u>	<u>\$50,000</u>	<u>\$50,000</u>	<u>\$50,000</u>	<u>\$50,000</u>	<u>\$50,000</u>	<u>\$50,000</u>



## TOWN OF CORTLANDT - ADOPTED BUDGET

FISCAL YEAR 2024

FUND - 41 CONSOLIDATED WATER DISTRICT  
DEPT - 9700 DEBT SERVICE

<u>EXPENDITURE</u>	<u>DESCRIPTION</u>	<u>ACTUAL EXPENSES</u>		<u>2023 BUDGET</u>		<u>REQUEST</u>	<u>2024 BUDGET</u>	
		<u>2021</u>	<u>2022</u>	<u>ADOPTED</u>	<u>PROJECTED</u>		<u>PROPOSED</u>	<u>ADOPTED</u>
9710 SERIAL BONDS								
9710.610	PRINCIPAL	171,659	172,777	177,300	177,300	222,300	222,300	222,300
9710.710	INTEREST	103,149	95,918	88,509	88,509	148,509	148,509	148,509
	<u>TOTAL: SERIAL BONDS</u>	<u>\$274,808</u>	<u>\$268,695</u>	<u>\$265,809</u>	<u>\$265,809</u>	<u>\$370,809</u>	<u>\$370,809</u>	<u>\$370,809</u>
9730 BOND ANTICIPATION NOTES								
9730.610	PRINCIPAL	0	0	0	0	0	0	0
9730.710	INTEREST	0	0	0	0	0	0	0
	<u>TOTAL: BANS</u>	<u>\$0</u>	<u>\$0</u>	<u>\$0</u>	<u>\$0</u>	<u>\$0</u>	<u>\$0</u>	<u>\$0</u>
9785 INSTALLMENT PURCHASES								
9785.610	PRINCIPAL	\$0	\$0	\$0	\$0	\$0	\$0	\$0
9785.710	INTEREST	0	0	0	0	0	0	0
	<u>TOTAL INSTALLMENT PURCHASES</u>	<u>\$0</u>	<u>\$0</u>	<u>\$0</u>	<u>\$0</u>	<u>\$0</u>	<u>\$0</u>	<u>\$0</u>
	<u>TOTAL: DEBT SERVICE</u>	<u>\$274,808</u>	<u>\$268,695</u>	<u>\$265,809</u>	<u>\$265,809</u>	<u>\$370,809</u>	<u>\$370,809</u>	<u>\$370,809</u>
	<u>TOTAL: APPROPRIATIONS</u>	<u>\$6,922,863</u>	<u>\$8,424,429</u>	<u>\$7,757,203</u>	<u>\$7,888,880</u>	<u>\$8,063,142</u>	<u>\$7,998,142</u>	<u>\$7,998,142</u>



**THIS PAGE INTENTIONALLY LEFT BLANK**

## TOWN OF CORTLANDT - ADOPTED BUDGET

FISCAL YEAR 2024FUND - 41 CONSOLIDATED WATER DISTRICT  
DEPT - 980 REVENUES

<u>REVENUE DESCRIPTION</u>	<u>ACTUAL REVENUES</u>		<u>2023 BUDGET</u>		<u>2024 BUDGET</u>	
	<u>2021</u>	<u>2022</u>	<u>ADOPTED</u>	<u>PROJECTED</u>	<u>PROPOSED</u>	<u>ADOPTED</u>
<u>PROPERTY TAXES</u>						
1001 REAL PROPERTY TAXES	\$1,009,173	\$1,004,839	\$1,001,385	\$1,008,902	\$1,001,385	\$1,001,385
SUB-TOTAL	\$1,009,173	\$1,004,839	\$1,001,385	\$1,008,902	\$1,001,385	\$1,001,385
<u>DEPARTMENTAL REVENUE</u>						
2140 METERED WATER SALES	\$6,683,044	\$6,527,080	\$6,241,000	\$6,201,062	\$6,341,900	\$6,341,900
2142 UNMETERED WATER SALES	0	0	0	0	0	0
2144 WATER SERVICE CHARGES	9,700	1,625	16,213	18,780	16,252	16,252
SUB-TOTAL	\$6,692,744	\$6,528,705	\$6,257,213	\$6,219,842	\$6,358,152	\$6,358,152
<u>OTHER REVENUES &amp; CREDITS</u>						
2148 INTEREST & PENALTIES	\$122,042	\$133,426	\$139,500	\$120,000	\$135,000	\$135,000
2401 INTEREST INCOME	874	15,383	2,500	51,216	65,000	65,000
2377 MONTROSE IMPROVEMENT DIST.	25,605	25,189	25,605	25,605	25,605	25,605
9000 UNEXPENDED BALANCE	0	-	85,000	85,000	100,000	100,000
SUB-TOTAL	\$148,521	\$173,998	\$252,605	\$281,821	\$325,605	\$325,605
<u>UNBUDGETED REVENUES</u>						
2410 RENTAL OF PROPERTY	\$167,895	\$172,750	\$100,000	\$167,900	\$167,000	\$167,000
2665 SALE OF EQUIPMENT	0	0	0	0	0	0
2680 INSURANCE RECOVERIES	0	8,267	0	0	0	0
2701 REFUND PRIOR YEAR EXPENDITURE	0	0	0	0	0	0
2770 UNCLASSIFIED REVENUES	300	17,888	0	8,887	0	0
SUB-TOTAL	\$168,195	\$198,906	\$100,000	\$176,787	\$167,000	\$167,000

## TOWN OF CORTLANDT - ADOPTED BUDGET

FISCAL YEAR 2024

FUND - 41 CONSOLIDATED WATER DISTRICT  
DEPT - 980 REVENUES

<u>REVENUE DESCRIPTION</u>	<u>ACTUAL REVENUES</u>		<u>2023 BUDGET</u>		<u>2024 BUDGET</u>	
	<u>2021</u>	<u>2022</u>	<u>ADOPTED</u>	<u>PROJECTED</u>	<u>PROPOSED</u>	<u>ADOPTED</u>
<u>INTERFUND REVENUES</u>						
2801.70 EMERY RIDGE SEWER	\$10,000	\$10,000	\$10,000	\$10,000	\$10,000	\$10,000
2801.74 LAFAYETTE SEWER	2,500	2,500	8,500	8,500	8,500	8,500
2801.76 HOLLOWBROOK SEWER	3,000	3,000	3,000	3,000	3,000	3,000
2801.79 SKYTOP SEWER	2,000	2,000	2,000	2,000	2,000	2,000
2801.80 CONKLIN PARK SEWER	1,000	1,000	1,000	1,000	1,000	1,000
2801.81 FAWN RIDGE SEWER	10,000	10,000	10,000	10,000	10,000	10,000
2801.88 COUNTRY WOODS SEWER	1,500	1,500	1,500	1,500	1,500	1,500
2801.94 RED OAKS SEWER	25,000	25,000	25,000	25,000	25,000	25,000
2801.99 DEBT SERVICE	0	0	85,000	85,000	85,000	85,000
2801.98 CAPITAL FUND	0	0	0	0	0	0
SUB-TOTAL	\$55,000	\$55,000	\$146,000	\$146,000	\$146,000	\$146,000
5060 FEDERAL DISASTER ASSISTANCE	\$0	\$0	0	0	0	0
<u>TOTAL REVENUES C.W.D.</u>	<u>\$8,073,633</u>	<u>\$7,961,447</u>	<u>\$7,757,203</u>	<u>\$7,833,352</u>	<u>\$7,998,142</u>	<u>\$7,998,142</u>
ASSESSED VALUATION	\$65,574,693	\$65,759,701	\$65,776,636	\$65,776,636	\$65,948,470	\$66,853,481
<u>TAX RATE PER \$1,000 A.V.</u>	<u>\$15.37</u>	<u>\$15.28</u>	<u>\$15.22</u>	<u>\$15.22</u>	<u>\$15.18</u>	<u>\$14.98</u>

## TOWN OF CORTLANDT - ADOPTED BUDGET

## FISCAL YEAR 2024

FUND - 59 DICKERSON POND SEWER DISTRICT  
DEPT - 8130 MAINTENANCE

EXPENDITURE	DESCRIPTION	ACTUAL EXPENSES		2023 BUDGET		2024 BUDGET	
		2021	2022	ADOPTED	PROJECTED	PROPOSED	ADOPTED
210	EQUIPMENT	\$0	\$23,160	\$0	\$12,000	\$10,000	\$10,000
	TOTAL 200'S	\$0	\$23,160	\$0	\$12,000	\$10,000	\$10,000
413	SUPPLIES & MISC	\$990	\$1,491	\$1,250	\$13,415	\$3,750	\$3,750
417	CHEMICALS	30,708	16,195	32,000	19,300	32,000	32,000
421	TELEPHONE	813	1,919	2,100	2,220	2,200	2,200
422	LIGHT & POWER	33,866	26,511	40,000	24,705	20,000	20,000
423	WATER PURCHASES	0	0	0	0	1,200	1,200
435	TESTING	645	440	1,000	1,320	1,000	1,000
440	SERVICE CONTRACTS	58,773	149,735	60,000	76,058	121,675	121,675
444	MAINTENANCE	10,505	11,845	10,000	21,965	20,000	20,000
446	SLUDGE HANDLING & REMOVAL	78,415	89,777	100,000	350,860	100,000	100,000
453	PROFESSIONAL SERVICES	0	11,430	4,000	35,400	4,000	4,000
485	BOND ISSUANCE EXPENSE	0	4,183	10,000	10,000	10,000	10,000
	TOTAL 400'S	\$214,715	\$313,526	\$260,350	\$555,243	\$315,825	\$315,825
	TOTAL: MAINTENANCE	\$214,715	\$336,686	\$260,350	\$567,243	\$325,825	\$325,825
9510.915	TRANSFER TO GENERAL FUND					\$50,000	\$50,000
9730.610	BAN PRINCIPAL	40,000	70,000	15,000	15,000	20,000	20,000
9730.710	BAN INTEREST	38,000	27,000	55,000	55,000	76,393	76,393
	TOTAL BOND ANTICIPATION NOTES	78,000	97,000	70,000	70,000	96,393	96,393
8130.91	TRANSFER FOR RESERVE	\$0	\$0	\$0	\$0	\$0	\$0
	TOTAL TRANSFERS	\$0	\$0	\$0	\$0	\$0	\$0
	<u>TOTAL: APPROPRIATIONS</u>	<u>\$292,715</u>	<u>\$433,686</u>	<u>\$330,350</u>	<u>\$637,243</u>	<u>\$472,218</u>	<u>\$472,218</u>

FUND - 59 DICKERSON POND SEWER DISTRICT  
DEPT - 980 REVENUES

REVENUE	DESCRIPTION	ACTUAL REVENUES		2023 BUDGET		2024 BUDGET	
		2021	2022	ADOPTED	PROJECTED	PROPOSED	ADOPTED
2120	SEWER RENTS	\$309,501	\$277,247	\$327,703	\$327,703	\$457,218	\$457,218
2128	SEWER PENALTIES	3,085	4,620	2,648	17,005	15,000	15,000
2401	INTERST AND EARNINGS	0	0	0	0	0	0
2708	GIFTS AND DONATIONS	0	25,000	0	0	0	0
9000	UNEXPENDED BALANCE	0	0	0	0	0	0
	<u>TOTAL REVENUES</u>	<u>\$312,585</u>	<u>\$306,867</u>	<u>\$330,350</u>	<u>\$344,708</u>	<u>\$472,218</u>	<u>\$472,218</u>
	ASSESSMENT UNITS (PHASES 1&2)	0	0	81	81	80	80
	(PHASES 3&4)			149	149	149	149
	SEWER RATE PER 1 A.U. (PHASES 1&2)	\$1,140	\$1,140	\$1,354	\$1,354	\$1,997	\$1,997
	(PHASES 3&4)	\$1,240	\$1,240	\$1,473	\$1,473	\$1,997	\$1,997

TOWN OF CORTLANDT - ADOPTED BUDGET

FISCAL YEAR 2024

FUND - 58 CORTLANDT BLVD EAST SEWER IMP AREA  
DEPT - 8130 MAINTENANCE

<u>EXPENDITURE DESCRIPTION</u>	<u>ACTUAL EXPENSES</u>		<u>2023 BUDGET</u>		<u>2024 BUDGET</u>	
	<u>2021</u>	<u>2022</u>	<u>ADOPTED</u>	<u>PROJECTED</u>	<u>PROPOSED</u>	<u>ADOPTED</u>
422 LIGHT & POWER	\$839	\$0	\$0	\$2,357	\$0	\$0
444 MAINTENANCE	0	0	2,240	0	2,240	2,240
485 BOND ISSUANCE EXPENSE	0	0	0	0	0	0
TOTAL 400'S	\$839	\$0	\$2,240	\$2,357	\$2,240	\$2,240
TOTAL: MAINTENANCE	\$839	\$0	\$2,240	\$2,357	\$2,240	\$2,240
9730.610 BAN PRINCIPAL	0	0	0	0	0	0
9730.710 BAN INTEREST	0	0	0	0	0	0
TOTAL BOND ANTICIPATION NOTES	0	0	0	0	0	0
910 TRANSFER FOR RESERVE	\$0	\$0	\$0	\$0	\$0	\$0
TOTAL TRANSFERS	\$0	\$0	\$0	\$0	\$0	\$0
<u>TOTAL: APPROPRIATIONS</u>	<u>\$839</u>	<u>\$0</u>	<u>\$2,240</u>	<u>\$2,357</u>	<u>\$2,240</u>	<u>\$2,240</u>

FUND - 58 CORTLANDT BLVD EAST SEWER IMP AREA  
DEPT - 980 REVENUES

<u>REVENUE DESCRIPTION</u>	<u>ACTUAL REVENUES</u>		<u>2023 BUDGET</u>		<u>2024 BUDGET</u>	
	<u>2021</u>	<u>2022</u>	<u>ADOPTED</u>	<u>PROJECTED</u>	<u>PROPOSED</u>	<u>ADOPTED</u>
2120 SEWER RENTS	\$0	\$0	\$2,240	\$0	\$2,240	\$2,240
2128 SEWER PENALTIES	0	0	0	0	0	0
2401 INTERST AND EARNINGS	0	0	0	0	0	0
9000 UNEXPENDED BALANCE	0	0	0	0	0	0
<u>TOTAL REVENUES</u>	<u>\$0</u>	<u>\$0</u>	<u>\$2,240</u>	<u>\$0</u>	<u>\$2,240</u>	<u>\$2,240</u>
ASSESSMENT UNITS	0.00	0.00	56.00	56.00	56.00	56.00
SEWER RATE PER 1 A.U.	\$0.00	\$0.00	\$0.00	\$0.00	\$40.00	\$40.00

TOWN OF CORTLANDT - ADOPTED BUDGET

FISCAL YEAR 2024

FUND - 60 CORTLANDT BLVD CENTRAL SEWER IMP AREA  
DEPT - 8130 MAINTENANCE

<u>EXPENDITURE</u>	<u>DESCRIPTION</u>	<u>ACTUAL EXPENSES</u>		<u>2023 BUDGET</u>		<u>2024 BUDGET</u>	
		<u>2021</u>	<u>2022</u>	<u>ADOPTED</u>	<u>PROJECTED</u>	<u>PROPOSED</u>	<u>ADOPTED</u>
422	LIGHT & POWER	\$4,707	\$6,304	\$6,180	\$6,300	\$6,500	\$6,500
444	MAINTENANCE	0	0	15,000	0	15,000	15,000
485	BOND ISSUANCE EXPENSE	0	0	10,000	10,000	0	0
	TOTAL 400'S	\$4,707	\$6,304	\$31,180	\$16,300	\$21,500	\$21,500
	TOTAL: MAINTENANCE	\$4,707	\$6,304	\$31,180	\$16,300	\$21,500	\$21,500
9720.610	BONDS-PRINCIPAL	0	0	0	0	45,000	45,000
9720.710	BONDS-INTEREST	0	0	0	0	120,595	120,595
9730.610	BAN PRINCIPAL	60,000	5,000	100,000	25,000	0	0
9730.710	BAN INTEREST	56,000	41,400	41,100	41,100	0	0
	TOTAL DEBT SERVICE	\$116,000	\$46,400	\$141,100	\$66,100	\$165,595	\$165,595
910	TRANSFER FOR RESERVE	\$0	\$0	\$10,000	\$0	\$0	\$0
	TOTAL TRANSFERS	\$0	\$0	\$10,000	\$0	\$0	\$0
	<u>TOTAL: APPROPRIATIONS</u>	<u>\$120,707</u>	<u>\$52,704</u>	<u>\$182,280</u>	<u>\$82,400</u>	<u>\$187,095</u>	<u>\$187,095</u>

FUND - 60 CORTLANDT CROSSING CENTRAL SEWER DISTRICT  
DEPT - 980 REVENUES

<u>REVENUE</u>	<u>DESCRIPTION</u>	<u>ACTUAL REVENUES</u>		<u>2023 BUDGET</u>		<u>2024 BUDGET</u>	
		<u>2021</u>	<u>2022</u>	<u>ADOPTED</u>	<u>PROJECTED</u>	<u>PROPOSED</u>	<u>ADOPTED</u>
2120	SEWER RENTS	\$172,825	\$184,560	\$182,280	\$182,281	\$182,280	\$182,280
2128	SEWER PENALTIES	8,641	4,597	0	5,476	4,815	4,815
2401	INTERST AND EARNINGS	0	0	0	0	0	0
9000	UNEXPENDED BALANCE	0	0	0	0	0	0
	<u>TOTAL REVENUES</u>	<u>\$181,466</u>	<u>\$189,157</u>	<u>\$182,280</u>	<u>\$187,757</u>	<u>\$187,095</u>	<u>\$187,095</u>
	ASSESSMENT UNITS	338.50	320.50	333.00	333.00	401.00	401.00
	SEWER RATE PER 1 A.U.	\$336.94	\$568.74	\$547.09	\$547.09	\$454.56	\$454.56

TOWN OF CORTLANDT - ADOPTED BUDGET

FISCAL YEAR 2024

FUND - 61 CORTLANDT BLVD WEST SEWER IMP AREA  
DEPT - 8130 MAINTENANCE

<u>EXPENDITURE</u>	<u>DESCRIPTION</u>	<u>ACTUAL EXPENSES</u>		<u>2023 BUDGET</u>		<u>2024 BUDGET</u>	
		<u>2021</u>	<u>2022</u>	<u>ADOPTED</u>	<u>PROJECTED</u>	<u>PROPOSED</u>	<u>ADOPTED</u>
422	LIGHT & POWER	\$3,430	\$2,759	\$4,000	\$6,500	\$7,000	\$7,000
444	MAINTENANCE	0	0	22,765	0	20,000	20,000
485	BOND ISSUANCE EXPENSE	0	6,543	10,000	10,000	0	0
	TOTAL 400'S	\$3,430	\$9,302	\$35,065	\$16,500	\$27,000	\$27,000
	TOTAL: MAINTENANCE	\$3,430	\$9,302	\$35,065	\$16,500	\$27,000	\$27,000
9720.610	BONDS-PRINCIPAL	0	0	0	0	45,000	45,000
9720.710	BONDS-INTEREST	0	0	0	0	122,820	122,820
9730.610	BAN PRINCIPAL	100,000	0	110,000	40,000	0	0
9730.710	BAN INTEREST	58,000	42,600	42,000	35,288	0	0
	TOTAL DEBT SERVICE	\$158,000	\$42,600	\$152,000	\$75,288	\$167,820	\$167,820
910	TRANSFER FOR RESERVE	\$0	\$0	\$0	\$0	\$0	\$0
	TOTAL TRANSFERS	\$0	\$0	\$0	\$0	\$0	\$0
	<u>TOTAL: APPROPRIATIONS</u>	<u>\$161,430</u>	<u>\$51,902</u>	<u>\$187,065</u>	<u>\$91,788</u>	<u>\$194,820</u>	<u>\$194,820</u>

FUND - 61 CORTLANDT CROSSING WEST SEWER DISTRICT  
DEPT - 980 REVENUES

<u>REVENUE</u>	<u>DESCRIPTION</u>	<u>ACTUAL REVENUES</u>		<u>2023 BUDGET</u>		<u>2024 BUDGET</u>	
		<u>2021</u>	<u>2022</u>	<u>ADOPTED</u>	<u>PROJECTED</u>	<u>PROPOSED</u>	<u>ADOPTED</u>
2120	SEWER RENTS	\$174,208	\$169,331	\$187,066	\$187,066	\$187,066	\$187,066
2128	SEWER PENALTIES	7,700	6,966	1,699	5,480	7,754	7,754
2401	INTERST AND EARNINGS	0	0	0	0	0	0
9000	UNEXPENDED BALANCE	0	0	0	0	0	0
	<u>TOTAL REVENUES</u>	<u>\$181,908</u>	<u>\$176,297</u>	<u>\$188,765</u>	<u>\$192,546</u>	<u>\$194,820</u>	<u>\$194,820</u>
	ASSESSMENT UNITS	517.00	508.00	514.00	514.00	608.50	608.50
	SEWER RATE PER 1 A.U.	\$336.94	\$368.24	\$367.25	\$367.25	\$307.42	\$307.42



TOWN OF CORTLANDT - ADOPTED BUDGET

FISCAL YEAR 2024

FUND - 62 SUNSET RIDGE DRAINAGE DISTRICT  
DEPT - 8790 DRAINAGE

<u>EXPENDITURE</u>	<u>DESCRIPTION</u>	<u>ACTUAL EXPENSES</u>		<u>2023 BUDGET</u>		<u>2024 BUDGET</u>	
		<u>2021</u>	<u>2022</u>	<u>ADOPTED</u>	<u>PROJECTED</u>	<u>PROPOSED</u>	<u>ADOPTED</u>
444	MAINTENANCE	\$0	\$0	\$500	\$0	\$500	\$500
	TOTAL 400'S	\$0	\$0	\$500	\$0	\$500	\$500
	<u>TOTAL: MAINTENANCE</u>	<u>\$0</u>	<u>\$0</u>	<u>\$500</u>	<u>\$0</u>	<u>\$500</u>	<u>\$500</u>

FUND - 62 SUNSET RIDGE DRAINAGE DISTRICT  
DEPT - 980 REVENUES

<u>REVENUE</u>	<u>DESCRIPTION</u>	<u>ACTUAL REVENUES</u>		<u>2023 BUDGET</u>		<u>2024 BUDGET</u>	
		<u>2021</u>	<u>2022</u>	<u>ADOPTED</u>	<u>PROJECTED</u>	<u>PROPOSED</u>	<u>ADOPTED</u>
1001	REAL PROPERTY TAXES	\$500	\$500	\$500	\$500	\$500	\$500
2401	INTEREST INCOME	0	0	0	0	0	0
9000	UNEXPENDED BALANCE	0	0	0	0	0	0
	<u>TOTAL REVENUES</u>	<u>\$500</u>	<u>\$500</u>	<u>\$500</u>	<u>\$500</u>	<u>\$500</u>	<u>\$500</u>
	ASSESSED VALUATION	\$54,350	\$54,350	\$54,350	\$54,350	\$55,000	\$55,000
	TAX RATE PER \$1,000 A.V.	\$9.20	\$9.20	\$9.20	\$9.20	\$9.10	\$9.10

TOWN OF CORTLANDT - ADOPTED BUDGET

FISCAL YEAR 2024

FUND - 63 CONKLIN PARK EAST SEWER DISTRICT  
DEPT - 8130 MAINTENANCE

<u>EXPENDITURE</u>	<u>DESCRIPTION</u>	<u>ACTUAL EXPENSES</u>		<u>2023 BUDGET</u>		<u>2024 BUDGET</u>	
		<u>2021</u>	<u>2022</u>	<u>ADOPTED</u>	<u>PROJECTED</u>	<u>PROPOSED</u>	<u>ADOPTED</u>
444	MAINTENANCE	\$0	\$0	\$3,000	\$0	\$3,000	\$3,000
9720.610	STATUTORY BONDS PRINCIPAL	0	0	0	0	0	0
9720.710	STATUTORY BONDS INTEREST	0	0	0	0	0	0
	TOTAL 400'S	\$0	\$0	\$3,000	\$0	\$3,000	\$3,000
	<u>TOTAL: MAINTENANCE</u>	<u>\$0</u>	<u>\$0</u>	<u>\$3,000</u>	<u>\$0</u>	<u>\$3,000</u>	<u>\$3,000</u>

FUND - 63 CONKLIN PARK EAST SEWER DISTRICT  
DEPT - 980 REVENUES

<u>REVENUE</u>	<u>DESCRIPTION</u>	<u>ACTUAL REVENUES</u>		<u>2023 BUDGET</u>		<u>2024 BUDGET</u>	
		<u>2021</u>	<u>2022</u>	<u>ADOPTED</u>	<u>PROJECTED</u>	<u>PROPOSED</u>	<u>ADOPTED</u>
1001	REAL PROPERTY TAXES	\$3,004	\$3,002	\$3,000	\$3,002	\$3,000	\$3,000
2122	SEWER CHARGES	\$41	\$33	\$0	\$0	\$0	\$0
2401	INTEREST INCOME	0	0	0	0	0	0
9000	UNEXPENDED BALANCE	0	0	0	0	0	0
	<u>TOTAL REVENUES</u>	<u>\$3,044</u>	<u>\$3,035</u>	<u>\$3,000</u>	<u>\$3,002</u>	<u>\$3,000</u>	<u>\$3,000</u>
	ASSESSED VALUATION	\$462,070	\$461,095	\$467,270	\$467,270	\$475,006	\$475,006
	TAX RATE PER \$1,000 A.V.	\$6.50	\$6.51	\$6.43	\$6.43	\$6.32	\$6.32

TOWN OF CORTLANDT - ADOPTED BUDGET

FISCAL YEAR 2024

FUND - 65 FURNACE DOCK FIRE PROTECTION DISTRICT  
DEPT - 3410 FIRE PROTECTION

<u>EXPENDITURE</u>	<u>DESCRIPTION</u>	<u>ACTUAL EXPENSES</u>		<u>2023 BUDGET</u>		<u>2024 BUDGET</u>	
		<u>2021</u>	<u>2022</u>	<u>ADOPTED</u>	<u>PROJECTED</u>	<u>PROPOSED</u>	<u>ADOPTED</u>
440	SERVICE CONTRACT	\$55,444	\$55,444	\$60,500	\$60,445	\$60,445	\$60,445
	TOTAL 400'S	\$55,444	\$55,444	\$60,500	\$60,445	\$60,445	\$60,445
	<u>TOTAL: FIRE PROTECTION</u>	<u>\$55,444</u>	<u>\$55,444</u>	<u>\$60,500</u>	<u>\$60,445</u>	<u>\$60,445</u>	<u>\$60,445</u>

FUND - 65 FURNACE DOCK FIRE PROTECTION DISTRICT  
DEPT - 980 REVENUES

<u>REVENUE</u>	<u>DESCRIPTION</u>	<u>ACTUAL REVENUES</u>		<u>2023 BUDGET</u>		<u>2024 BUDGET</u>	
		<u>2021</u>	<u>2022</u>	<u>ADOPTED</u>	<u>PROJECTED</u>	<u>PROPOSED</u>	<u>ADOPTED</u>
1001	REAL PROPERTY TAXES	\$55,450	\$55,453	\$60,500	\$60,445	\$60,445	\$60,445
2401	INTEREST INCOME	0	0	0	0	0	0
9000	UNEXPENDED BALANCE	0	0	0	0	0	0
	<u>TOTAL REVENUES</u>	<u>\$55,450</u>	<u>\$55,453</u>	<u>\$60,500</u>	<u>\$60,445</u>	<u>\$60,445</u>	<u>\$60,445</u>
	ASSESSED VALUATION	\$1,356,653	\$1,346,070	\$1,349,177	\$1,349,177	\$1,348,327	\$1,348,327
	TAX RATE PER \$1,000 A.V.	\$40.99	\$41.19	\$44.84	\$44.84	\$44.83	\$44.83

TOWN OF CORTLANDT - ADOPTED BUDGET

FISCAL YEAR 2024

FUND - 66 MT. AIRY FIRE PROTECTION DISTRICT  
DEPT - 3410 FIRE PROTECTION

<u>EXPENDITURE</u>	<u>DESCRIPTION</u>	<u>ACTUAL EXPENSES</u>		<u>2023 BUDGET</u>		<u>2024 BUDGET</u>	
		<u>2021</u>	<u>2022</u>	<u>ADOPTED</u>	<u>PROJECTED</u>	<u>PROPOSED</u>	<u>ADOPTED</u>
440	SERVICE CONTRACT	\$413,578	\$419,004	\$419,004	\$411,430	\$472,288	\$472,288
	TOTAL 400'S	\$413,578	\$419,004	\$419,004	\$411,430	\$472,288	\$472,288
	<u>TOTAL: FIRE PROTECTION</u>	<u>\$413,578</u>	<u>\$419,004</u>	<u>\$419,004</u>	<u>\$411,430</u>	<u>\$472,288</u>	<u>\$472,288</u>

FUND - 66 MT. AIRY FIRE PROTECTION DISTRICT  
DEPT - 980 REVENUES

<u>REVENUE</u>	<u>DESCRIPTION</u>	<u>ACTUAL REVENUES</u>		<u>2023 BUDGET</u>		<u>2024 BUDGET</u>	
		<u>2021</u>	<u>2022</u>	<u>ADOPTED</u>	<u>PROJECTED</u>	<u>PROPOSED</u>	<u>ADOPTED</u>
1001	REAL PROPERTY TAXES	\$419,017	\$419,041	\$413,345	\$419,041	\$472,288	\$472,288
2401	INTEREST INCOME	0	0	0	0	0	0
9000	UNEXPENDED BALANCE	0	0	0	0	0	0
	<u>TOTAL REVENUES</u>	<u>\$419,017</u>	<u>\$419,041</u>	<u>\$413,345</u>	<u>\$419,041</u>	<u>\$472,288</u>	<u>\$472,288</u>
	ASSESSED VALUATION	\$6,628,309	\$6,573,464	\$6,561,253	\$6,561,253	\$6,583,753	\$6,583,753
	TAX RATE PER \$1,000 A.V.	\$63.22	\$63.75	\$63.01	\$63.01	\$71.75	\$71.75

TOWN OF CORTLANDT - ADOPTED BUDGET

FISCAL YEAR 2024

FUND - 68 CONTINENTAL VILLAGE FIRE PROTECTION DISTRICT  
DEPT - 3410 FIRE PROTECTION

<u>EXPENDITURE</u>	<u>DESCRIPTION</u>	<u>ACTUAL EXPENSES</u>		<u>2023 BUDGET</u>		<u>2024 BUDGET</u>	
		<u>2021</u>	<u>2022</u>	<u>ADOPTED</u>	<u>PROJECTED</u>	<u>PROPOSED</u>	<u>ADOPTED</u>
440	SERVICE CONTRACT	\$138,050	\$141,500	\$148,600	\$148,000	\$148,600	\$153,500
800	RETIREMENT	36,000	36,000	36,000	36,000	36,000	37,000
	TOTAL 400'S	\$174,050	\$177,500	\$184,600	\$184,000	\$184,600	\$190,500
	<u>TOTAL: FIRE PROTECTION</u>	<u>\$174,050</u>	<u>\$177,500</u>	<u>\$184,600</u>	<u>\$184,000</u>	<u>\$184,600</u>	<u>\$190,500</u>

FUND - 68 CONTINENTAL VILLAGE FIRE PROTECTION DISTRICT  
DEPT - 980 REVENUES

<u>REVENUE</u>	<u>DESCRIPTION</u>	<u>ACTUAL REVENUES</u>		<u>2023 BUDGET</u>		<u>2024 BUDGET</u>	
		<u>2021</u>	<u>2022</u>	<u>ADOPTED</u>	<u>PROJECTED</u>	<u>PROPOSED</u>	<u>ADOPTED</u>
1001	REAL PROPERTY TAXES	\$171,412	\$171,401	\$186,600	\$186,620	\$187,100	\$193,000
2401	INTEREST INCOME	0	0	0	0	0	0
9000	UNEXPENDED BALANCE	0	0	-2,000	0	-2,500	-2,500
	<u>TOTAL REVENUES</u>	<u>\$171,412</u>	<u>\$171,401</u>	<u>\$184,600</u>	<u>\$186,620</u>	<u>\$184,600</u>	<u>\$190,500</u>
	ASSESSED VALUATION	\$3,129,200	\$3,117,271	\$3,111,795	\$3,111,795	\$3,119,557	\$3,119,557
	TAX RATE PER \$1,000 A.V.	\$54.44	\$54.78	\$54.99	\$54.99	\$59.98	\$61.87

TOWN OF CORTLANDT - ADOPTED BUDGET

FISCAL YEAR 2024

FUND - 69 CORT. CONTINENTAL VILLAGE PARK DISTRICT  
DEPT - 8130 MAINTENANCE

<u>EXPENDITURE</u>	<u>DESCRIPTION</u>	<u>ACTUAL EXPENSES</u>		<u>2023 BUDGET</u>		<u>2024 BUDGET</u>	
		<u>2021</u>	<u>2022</u>	<u>ADOPTED</u>	<u>PROJECTED</u>	<u>PROPOSED</u>	<u>ADOPTED</u>
422	LIGHT & POWER	\$0	\$0	\$0	\$0	\$0	\$0
444	MAINTENANCE	0	0	0	0	0	0
	TOTAL 400'S	\$0	\$0	\$0	\$0	\$0	\$0
9710.610	BONDS PRINCIPAL	\$3,490	\$3,625	\$3,893	\$3,893	\$4,162	\$4,162
9710.710	BONDS INTEREST	1,979	1,801	1,613	1,613	1,412	1,412
	TOTAL SERIAL BONDS	\$5,469	\$5,426	\$5,506	\$5,506	\$5,574	\$5,574
	<u>TOTAL APPROPRIATIONS</u>	<u>\$5,469</u>	<u>\$5,426</u>	<u>\$5,506</u>	<u>\$5,506</u>	<u>\$5,574</u>	<u>\$5,574</u>

FUND - 69 CORT. CONTINENTAL VILLAGE PARK DISTRICT  
DEPT - 980 REVENUES

<u>REVENUE</u>	<u>DESCRIPTION</u>	<u>ACTUAL REVENUES</u>		<u>2023 BUDGET</u>		<u>2024 BUDGET</u>	
		<u>2021</u>	<u>2022</u>	<u>ADOPTED</u>	<u>PROJECTED</u>	<u>PROPOSED</u>	<u>ADOPTED</u>
1001	REAL PROPERTY TAXES	\$5,469	\$5,469	\$5,506	\$5,506	\$5,574	\$5,574
2401	INTEREST INCOME	0	0	0	0	0	0
9000	UNEXPENDED BALANCE	0	0	0	0	0	0
	<u>TOTAL REVENUES</u>	<u>\$5,469</u>	<u>\$5,469</u>	<u>\$5,506</u>	<u>\$5,506</u>	<u>\$5,574</u>	<u>\$5,574</u>
	ASSESSED VALUATION	\$1,335,620	\$1,320,559	\$1,326,215	\$1,326,215	\$1,329,536	\$1,329,536
	TAX RATE PER \$1,000 A.V.	\$4.09	\$4.11	\$4.15	\$4.15	\$4.19	\$4.19

TOWN OF CORTLANDT - ADOPTED BUDGET

FISCAL YEAR 2024

FUND - 70 EMERY RIDGE SEWER DISTRICT  
DEPT - 8130 MAINTENANCE

<u>EXPENDITURE</u>	<u>DESCRIPTION</u>	<u>ACTUAL EXPENSES</u>		<u>2023 BUDGET</u>		<u>2024 BUDGET</u>	
		<u>2021</u>	<u>2022</u>	<u>ADOPTED</u>	<u>PROJECTED</u>	<u>PROPOSED</u>	<u>ADOPTED</u>
422	LIGHT & POWER	\$0	\$0	\$0	\$0	\$0	\$0
444	MAINTENANCE	10,000	10,000	10,000	10,000	10,000	10,000
	<b>TOTAL 400'S</b>	<b>\$10,000</b>	<b>\$10,000</b>	<b>\$10,000</b>	<b>\$10,000</b>	<b>\$10,000</b>	<b>\$10,000</b>
9720.610	STATUTORY BONDS PRINCIPAL	\$0	\$0	\$0	\$0	\$0	\$0
9720.710	STATUTORY BONDS INTEREST	0	0	0	0	0	0
	<b>TOTAL BANS</b>	<b>\$0</b>	<b>\$0</b>	<b>\$0</b>	<b>\$0</b>	<b>\$0</b>	<b>\$0</b>
	<b><u>TOTAL: APPROPRIATIONS</u></b>	<b><u>\$10,000</u></b>	<b><u>\$10,000</u></b>	<b><u>\$10,000</u></b>	<b><u>\$10,000</u></b>	<b><u>\$10,000</u></b>	<b><u>\$10,000</u></b>

FUND - 70 EMERY RIDGE SEWER DISTRICT  
DEPT - 980 REVENUES

<u>REVENUE</u>	<u>DESCRIPTION</u>	<u>ACTUAL REVENUES</u>		<u>2023 BUDGET</u>		<u>2024 BUDGET</u>	
		<u>2021</u>	<u>2022</u>	<u>ADOPTED</u>	<u>PROJECTED</u>	<u>PROPOSED</u>	<u>ADOPTED</u>
1001	REAL PROPERTY TAXES	\$10,002	\$10,002	\$10,000	\$10,002	\$10,000	\$10,000
2401	INTEREST INCOME	0	0	0	0	0	0
9000	UNEXPENDED BALANCE	0	0	0	0	0	0
	<b><u>TOTAL REVENUES</u></b>	<b><u>\$10,002</u></b>	<b><u>\$10,002</u></b>	<b><u>\$10,000</u></b>	<b><u>\$10,002</u></b>	<b><u>\$10,000</u></b>	<b><u>\$10,000</u></b>
	<b>ASSESSED VALUATION</b>	<b>\$587,774</b>	<b>\$579,489</b>	<b>\$577,124</b>	<b>\$577,124</b>	<b>\$576,677</b>	<b>\$576,677</b>
	<b>TAX RATE PER \$1,000 A.V.</b>	<b>\$17.01</b>	<b>\$17.26</b>			<b>\$17.34</b>	<b>\$17.34</b>

TOWN OF CORTLANDT - ADOPTED BUDGET

FISCAL YEAR 2024

FUND - 71 MONTROSE LIGHTING DISTRICT  
DEPT - 5182 LIGHTING

<u>EXPENDITURE DESCRIPTION</u>		<u>ACTUAL EXPENSES</u>		<u>2023 BUDGET</u>		<u>2024 BUDGET</u>	
		<u>2021</u>	<u>2022</u>	<u>ADOPTED</u>	<u>PROJECTED</u>	<u>PROPOSED</u>	<u>ADOPTED</u>
422	LIGHT & POWER	\$50,049	\$58,903	\$80,000	\$57,463	\$65,000	\$65,000
444	MAINTENANCE	0	0	0	0	0	0
TOTAL 400'S		\$50,049	\$58,903	\$55,000	\$57,463	\$65,000	\$65,000
9785.610	PRINCIPAL	28,809	29,572	7,518	7,518	0	0
9785.710	INTEREST	1,237	613	39	39	0	0
TOTAL INSTALLMENT PURCHAS		30,046	30,185	7,557	7,557	0	0
<u>TOTAL: LIGHTING</u>		<u>\$80,095</u>	<u>\$89,087.87</u>	<u>\$62,557</u>	<u>\$65,020</u>	<u>\$65,000</u>	<u>\$65,000</u>

FUND - 71 MONTROSE LIGHTING DISTRICT  
DEPT - 980 REVENUES

<u>REVENUE DESCRIPTION</u>		<u>ACTUAL REVENUES</u>		<u>2023 BUDGET</u>		<u>2024 BUDGET</u>	
		<u>2021</u>	<u>2022</u>	<u>ADOPTED</u>	<u>PROJECTED</u>	<u>PROPOSED</u>	<u>ADOPTED</u>
1001	REAL PROPERTY TAXES	\$85,071	\$85,075	\$87,557	\$87,582	\$65,000	\$65,000
2401	INTEREST INCOME	0	0	0	0	0	0
9000	UNEXPENDED BALANCE	0	0	0	0	0	0
<u>TOTAL REVENUES</u>		<u>\$85,071</u>	<u>\$85,075</u>	<u>\$87,557</u>	<u>\$87,582</u>	<u>\$65,000</u>	<u>\$65,000</u>
ASSESSED VALUATION		5,726,742	5,730,347	5,687,021	5,687,021	5,685,860	5,685,860
TAX RATE PER \$1,000 A.V.		\$14.86	\$14.85	\$15.40	\$15.40	\$11.44	\$11.44



TOWN OF CORTLANDT - ADOPTED BUDGET

FISCAL YEAR 2024

FUND - 72 VERPLANCK LIGHTING DISTRICT  
DEPT - 5182 LIGHTING

<u>EXPENDITURE</u>	<u>DESCRIPTION</u>	<u>ACTUAL EXPENSES</u>		<u>2023 BUDGET</u>		<u>2024 BUDGET</u>	
		<u>2021</u>	<u>2022</u>	<u>ADOPTED</u>	<u>PROJECTED</u>	<u>PROPOSED</u>	<u>ADOPTED</u>
422	LIGHT & POWER	\$17,182	\$20,269	\$32,000	\$20,150	\$25,000	\$25,000
444	MAINTENANCE	0	0	0	0	0	0
	TOTAL 400'S	\$17,182	\$20,269	\$15,513	\$20,150	\$25,000	\$25,000
9785.610	PRINCIPAL	13,890	14,258	3,625	3,625	0	0
9785.710	INTEREST	596	295	19	19	0	0
	TOTAL INSTALLMENT PURCHAS	14,487	14,554	3,644	3,644	0	0
	<u>TOTAL: LIGHTING</u>	<u>\$31,668</u>	<u>\$34,823</u>	<u>\$19,157</u>	<u>\$23,794</u>	<u>\$25,000</u>	<u>\$25,000</u>

FUND - 72 VERPLANCK LIGHTING DISTRICT  
DEPT - 980 REVENUES

<u>REVENUE</u>	<u>DESCRIPTION</u>	<u>ACTUAL REVENUES</u>		<u>2023 BUDGET</u>		<u>2024 BUDGET</u>	
		<u>2021</u>	<u>2022</u>	<u>ADOPTED</u>	<u>PROJECTED</u>	<u>PROPOSED</u>	<u>ADOPTED</u>
1001	REAL PROPERTY TAXES	\$30,006	\$30,014	\$35,644	\$35,679	\$25,000	\$25,000
2401	INTEREST INCOME	0	0	0	0	0	0
9000	UNEXPENDED BALANCE	0	0	0	0	0	0
	<u>TOTAL REVENUES</u>	<u>\$30,006</u>	<u>\$30,014</u>	<u>\$35,644</u>	<u>\$35,679</u>	<u>\$25,000</u>	<u>\$25,000</u>
	ASSESSED VALUATION	\$3,794,102	\$3,786,577	\$3,775,534	\$3,775,534	\$3,812,250	\$3,812,250
	TAX RATE PER \$1,000 A.V.	\$7.91	\$7.93	\$9.45	\$9.45	\$6.56	\$6.56

TOWN OF CORTLANDT - ADOPTED BUDGET

FISCAL YEAR 2024

FUND - 73 NORTH CORTLANDT LIGHTING DISTRICT  
DEPT - 5182 LIGHTING

<u>EXPENDITURE</u>	<u>DESCRIPTION</u>	<u>ACTUAL EXPENSES</u>		<u>2023 BUDGET</u>		<u>2024 BUDGET</u>	
		<u>2021</u>	<u>2022</u>	<u>ADOPTED</u>	<u>PROJECTED</u>	<u>PROPOSED</u>	<u>ADOPTED</u>
422	LIGHT & POWER	\$35	\$1,500	\$200	\$131	\$200	\$200
444	MAINTENANCE	0	0	0	0	0	0
	TOTAL 400'S	\$35	\$1,500	\$200	\$131	\$200	\$200
	<u>TOTAL: LIGHTING</u>	<u>\$35</u>	<u>\$1,500</u>	<u>\$200</u>	<u>\$131</u>	<u>\$200</u>	<u>\$200</u>

FUND - 73 NORTH CORTLANDT LIGHTING DISTRICT  
DEPT - 980 REVENUES

<u>REVENUE</u>	<u>DESCRIPTION</u>	<u>ACTUAL REVENUES</u>		<u>2023 BUDGET</u>		<u>2024 BUDGET</u>	
		<u>2021</u>	<u>2022</u>	<u>ADOPTED</u>	<u>PROJECTED</u>	<u>PROPOSED</u>	<u>ADOPTED</u>
1001	REAL PROPERTY TAXES	\$0	\$0	\$0	\$0	\$0	\$0
2401	INTEREST INCOME	0	0	0	0	0	0
9000	UNEXPENDED BALANCE	0	0	200	0	200	200
	<u>TOTAL REVENUES</u>	<u>\$0</u>	<u>\$0</u>	<u>\$200</u>	<u>\$0</u>	<u>\$200</u>	<u>\$200</u>
	ASSESSED VALUATION	\$895,962	\$896,869	\$898,197	\$898,197	\$903,321	\$903,321
	TAX RATE PER \$1,000 A.V.	\$0.00	\$0.00	\$0.00	\$0.00	\$0.00	\$0.00

TOWN OF CORTLANDT - ADOPTED BUDGET

FISCAL YEAR 2024

FUND - 74 LAFAYETTE SEWER DISTRICT  
DEPT - 8130 MAINTENANCE

<u>EXPENDITURE</u>	<u>DESCRIPTION</u>	<u>ACTUAL EXPENSES</u>		<u>2023 BUDGET</u>		<u>2024 BUDGET</u>	
		<u>2021</u>	<u>2022</u>	<u>ADOPTED</u>	<u>PROJECTED</u>	<u>PROPOSED</u>	<u>ADOPTED</u>
422	LIGHT & POWER	\$0	\$0	\$6,000	\$0	\$2,500	\$2,500
444	MAINTENANCE	2,500	2,500	2,500	2,500	2,500	2,500
	TOTAL 400'S	\$2,500	\$2,500	\$8,500	\$2,500	\$5,000	\$5,000
	TOTAL: MAINTENANCE	\$2,500	\$2,500	\$8,500	\$2,500	\$5,000	\$5,000
9720.610	STATUTORY BONDS PRINCIPAL	0	0	0	0	0	0
9720.710	STATUTORY BONDS INTEREST	0	0	0	0	0	0
	TOTAL BANS	0	0	0	0	0	0
910	TRANSFER FOR RESERVE	\$0	\$0	\$0	\$0	\$0	\$0
	TOTAL TRANSFERS	\$0	\$0	\$0	\$0	\$0	\$0
	<u>TOTAL: APPROPRIATIONS</u>	<u>\$2,500</u>	<u>\$2,500</u>	<u>\$8,500</u>	<u>\$2,500</u>	<u>\$5,000</u>	<u>\$5,000</u>

FUND - 74 LAFAYETTE SEWER DISTRICT  
DEPT - 980 REVENUES

<u>REVENUE</u>	<u>DESCRIPTION</u>	<u>ACTUAL REVENUES</u>		<u>2023 BUDGET</u>		<u>2024 BUDGET</u>	
		<u>2021</u>	<u>2022</u>	<u>ADOPTED</u>	<u>PROJECTED</u>	<u>PROPOSED</u>	<u>ADOPTED</u>
1001	REAL PROPERTY TAXES	\$8,512	\$8,509	\$8,500	\$8,509	\$5,000	\$5,000
2122	SEWER CHARGES	\$2,157	\$2,168	\$0	\$0	\$0	\$0
2401	INTEREST INCOME	0	0	0	0	0	0
9000	UNEXPENDED BALANCE	0	0	0	0	0	0
	<u>TOTAL REVENUES</u>	<u>\$10,668</u>	<u>\$10,677</u>	<u>\$8,500</u>	<u>\$8,509</u>	<u>\$5,000</u>	<u>\$5,000</u>
	ASSESSED VALUATION	\$1,165,078	\$1,164,293	\$1,487,526	\$1,487,526	\$1,489,072	\$1,489,072
	TAX RATE PER \$1,000 A.V.	\$7.30	\$7.31	\$5.72	\$5.72	\$3.36	\$3.36

TOWN OF CORTLANDT - ADOPTED BUDGET

FISCAL YEAR 2024

FUND - 75 LAFAYETTE DRAINAGE DISTRICT  
DEPT - 8130 MAINTENANCE

<u>EXPENDITURE</u>	<u>DESCRIPTION</u>	<u>ACTUAL EXPENSES</u>		<u>2023 BUDGET</u>		<u>2024 BUDGET</u>	
		<u>2021</u>	<u>2022</u>	<u>ADOPTED</u>	<u>PROJECTED</u>	<u>PROPOSED</u>	<u>ADOPTED</u>
444	MAINTENANCE	\$1,500	\$1,500	\$1,500	\$1,500	\$1,500	\$1,500
	TOTAL 400'S	\$1,500	\$1,500	\$1,500	\$1,500	\$1,500	\$1,500
	TOTAL: MAINTENANCE	\$1,500	\$1,500	\$1,500	\$1,500	\$1,500	\$1,500
910	TRANSFER FOR RESERVE	\$0	\$0	\$0	\$0	\$0	\$0
	TOTAL TRANSFERS	\$0	\$0	\$0	\$0	\$0	\$0
	<u>TOTAL: APPROPRIATIONS</u>	<u>\$1,500</u>	<u>\$1,500</u>	<u>\$1,500</u>	<u>\$1,500</u>	<u>\$1,500</u>	<u>\$1,500</u>

FUND - 75 LAFAYETTE DRAINAGE DISTRICT  
DEPT - 980 REVENUES

<u>REVENUE</u>	<u>DESCRIPTION</u>	<u>ACTUAL REVENUES</u>		<u>2023 BUDGET</u>		<u>2024 BUDGET</u>	
		<u>2021</u>	<u>2022</u>	<u>ADOPTED</u>	<u>PROJECTED</u>	<u>PROPOSED</u>	<u>ADOPTED</u>
1001	REAL PROPERTY TAXES	\$1,511	\$1,509	\$1,500	\$1,510	\$1,500	\$1,500
2401	INTEREST INCOME	0	0	0	0	0	0
9000	UNEXPENDED BALANCE	0	0	0	0	0	0
	<u>TOTAL REVENUES</u>	<u>\$1,511</u>	<u>\$1,509</u>	<u>\$1,500</u>	<u>\$1,510</u>	<u>\$1,500</u>	<u>\$1,500</u>
	ASSESSED VALUATION	\$1,154,284	\$1,153,308	\$1,152,789	\$1,152,789	\$1,148,577	\$1,148,577
	TAX RATE PER \$1,000 A.V.	\$1.30	\$1.31	\$1.31	\$1.31	\$1.31	\$1.31

TOWN OF CORTLANDT - ADOPTED BUDGET

FISCAL YEAR 2024

FUND - 76 HOLLOWBROOK RIDGE SEWER DISTRICT  
DEPT - 8130 MAINTENANCE

<u>EXPENDITURE</u>	<u>DESCRIPTION</u>	<u>ACTUAL EXPENSES</u>		<u>2023 BUDGET</u>		<u>2024 BUDGET</u>	
		<u>2021</u>	<u>2022</u>	<u>ADOPTED</u>	<u>PROJECTED</u>	<u>PROPOSED</u>	<u>ADOPTED</u>
444	MAINTENANCE	\$3,000	\$3,000	\$3,000	\$3,000	\$3,000	\$3,000
	TOTAL 400'S	\$3,000	\$3,000	\$3,000	\$3,000	\$3,000	\$3,000
	TOTAL: MAINTENANCE	\$3,000	\$3,000	\$3,000	\$3,000	\$3,000	\$3,000
910	TRANSFER FOR RESERVE	\$0	\$0	\$0	\$0	\$0	\$0
	TOTAL TRANSFERS	\$0	\$0	\$0	\$0	\$0	\$0
	<u>TOTAL: APPROPRIATIONS</u>	<u>\$3,000</u>	<u>\$3,000</u>	<u>\$3,000</u>	<u>\$3,000</u>	<u>\$3,000</u>	<u>\$3,000</u>

FUND - 76 HOLLOWBROOK RIDGE SEWER DISTRICT  
DEPT - 980 REVENUES

<u>REVENUE DESCRIPTION</u>	<u>ACTUAL REVENUES</u>		<u>2023 BUDGET</u>		<u>2024 BUDGET</u>	
	<u>2021</u>	<u>2022</u>	<u>ADOPTED</u>	<u>PROJECTED</u>	<u>PROPOSED</u>	<u>ADOPTED</u>
1001 REAL PROPERTY TAXES	\$3,001	\$3,001	\$3,000	\$3,001	\$3,000	\$3,000
2401 INTEREST INCOME	0	0	0	0	0	0
9000 UNEXPENDED BALANCE	0	0	0	0	0	0
<u>TOTAL REVENUES</u>	<u>\$3,001</u>	<u>\$3,001</u>	<u>\$3,000</u>	<u>\$3,001</u>	<u>\$3,000</u>	<u>\$3,000</u>
ASSESSED VALUATION	\$203,995	\$206,993	\$208,750	\$208,750	\$210,153	\$210,153
TAX RATE PER \$1,000 A.V.	\$14.71	\$14.50	\$14.38	\$14.38	\$14.28	\$14.28

TOWN OF CORTLANDT - ADOPTED BUDGET

FISCAL YEAR 2024

FUND - 77 HOLLOWBROOK RIDGE DRAINAGE DISTRICT  
DEPT - 8130 MAINTENANCE

<u>EXPENDITURE</u>	<u>DESCRIPTION</u>	<u>ACTUAL EXPENSES</u>		<u>2023 BUDGET</u>		<u>2024 BUDGET</u>	
		<u>2021</u>	<u>2022</u>	<u>ADOPTED</u>	<u>PROJECTED</u>	<u>PROPOSED</u>	<u>ADOPTED</u>
444	MAINTENANCE	\$3,000	\$3,000	\$3,000	\$3,000	\$3,000	\$3,000
	TOTAL 400'S	\$3,000	\$3,000	\$3,000	\$3,000	\$3,000	\$3,000
	TOTAL: MAINTENANCE	\$3,000	\$3,000	\$3,000	\$3,000	\$3,000	\$3,000
910	TRANSFER FOR RESERVE	\$0	\$0	\$0	\$0	\$0	\$0
	TOTAL TRANSFERS	\$0	\$0	\$0	\$0	\$0	\$0
	<u>TOTAL: APPROPRIATIONS</u>	<u>\$3,000</u>	<u>\$3,000</u>	<u>\$3,000</u>	<u>\$3,000</u>	<u>\$3,000</u>	<u>\$3,000</u>

FUND - 77 HOLLOWBROOK RIDGE DRAINAGE DISTRICT  
DEPT - 980 REVENUES

<u>REVENUE</u>	<u>DESCRIPTION</u>	<u>ACTUAL REVENUES</u>		<u>2023 BUDGET</u>		<u>2024 BUDGET</u>	
		<u>2021</u>	<u>2022</u>	<u>ADOPTED</u>	<u>PROJECTED</u>	<u>PROPOSED</u>	<u>ADOPTED</u>
1001	REAL PROPERTY TAXES	\$3,001	\$3,000	\$3,000	\$3,000	\$3,000	\$3,000
2401	INTEREST INCOME	0	0	0	0	0	0
9000	UNEXPENDED BALANCE	0	0	0	0	0	0
	<u>TOTAL REVENUES</u>	<u>\$3,001</u>	<u>\$3,000</u>	<u>\$3,000</u>	<u>\$3,000</u>	<u>\$3,000</u>	<u>\$3,000</u>
	ASSESSED VALUATION	\$131,521	\$131,408	\$133,064	\$133,064	\$133,484	\$133,484
	TAX RATE PER \$1,000 A.V.	\$22.82	\$22.83	\$22.55	\$22.55	\$22.48	\$22.48

TOWN OF CORTLANDT - ADOPTED BUDGET

FISCAL YEAR 2024

FUND - 79 SKYTOP SEWER DISTRICT  
DEPT - 8130 MAINTENANCE

<u>EXPENDITURE</u>	<u>DESCRIPTION</u>	<u>ACTUAL EXPENSES</u>		<u>2023 BUDGET</u>		<u>2024 BUDGET</u>	
		<u>2021</u>	<u>2022</u>	<u>ADOPTED</u>	<u>PROJECTED</u>	<u>PROPOSED</u>	<u>ADOPTED</u>
476	JUDGEMENTS & CLAIMS	\$0	\$0	\$0	\$0	\$0	\$0
444	MAINTENANCE	2,000	2,000	2,000	2,000	2,000	2,000
	TOTAL 400'S	\$2,000	\$2,000	\$2,000	\$2,000	\$2,000	\$2,000
	TOTAL: MAINTENANCE	\$2,000	\$2,000	\$2,000	\$2,000	\$2,000	\$2,000
910	TRANSFER TO CAPITAL	\$0	\$0	\$0	\$0	\$0	\$0
	TOTAL TRANSFERS	\$0	\$0	\$0	\$0	\$0	\$0
	<u>TOTAL: APPROPRIATIONS</u>	<u>\$2,000</u>	<u>\$2,000</u>	<u>\$2,000</u>	<u>\$2,000</u>	<u>\$2,000</u>	<u>\$2,000</u>

FUND - 79 SKYTOP SEWER DISTRICT  
DEPT - 980 REVENUES

<u>REVENUE</u>	<u>DESCRIPTION</u>	<u>ACTUAL REVENUES</u>		<u>2023 BUDGET</u>		<u>2024 BUDGET</u>	
		<u>2021</u>	<u>2022</u>	<u>ADOPTED</u>	<u>PROJECTED</u>	<u>PROPOSED</u>	<u>ADOPTED</u>
1001	REAL PROPERTY TAXES	\$2,003	\$2,002	\$2,000	\$2,002	\$2,000	\$2,000
2401	INTEREST INCOME	0	0	0	0	0	0
9000	UNEXPENDED BALANCE	0	0	0	0	0	0
	<u>TOTAL REVENUES</u>	<u>\$2,003</u>	<u>\$2,002</u>	<u>\$2,000</u>	<u>\$2,002</u>	<u>\$2,000</u>	<u>\$2,000</u>
	ASSESSED VALUATION	\$284,485	\$284,447	\$285,276	\$285,276	\$287,283	\$287,283
	TAX RATE PER \$1,000 A.V.	\$7.04	\$7.04	\$7.02	\$7.04	\$6.97	\$6.97

TOWN OF CORTLANDT - ADOPTED BUDGET

FISCAL YEAR 2024

FUND - 80 CONKLIN PARK SEWER DISTRICT  
DEPT - 8130 MAINTENANCE

<u>EXPENDITURE</u>	<u>DESCRIPTION</u>	<u>ACTUAL EXPENSES</u>		<u>2023 BUDGET</u>		<u>2024 BUDGET</u>	
		<u>2021</u>	<u>2022</u>	<u>ADOPTED</u>	<u>PROJECTED</u>	<u>PROPOSED</u>	<u>ADOPTED</u>
444	MAINTENANCE	\$1,000	\$1,000	\$1,000	\$1,000	\$1,000	\$1,000
	TOTAL 400'S	\$1,000	\$1,000	\$1,000	\$1,000	\$1,000	\$1,000
	TOTAL: MAINTENANCE	\$1,000	\$1,000	\$1,000	\$1,000	\$1,000	\$1,000
910	TRANSFER TO CAPITAL	0	0	0	0	0	0
	<u>TOTAL APPROPRIATIONS</u>	<u>\$1,000</u>	<u>\$1,000</u>	<u>\$1,000</u>	<u>\$1,000</u>	<u>\$1,000</u>	<u>\$1,000</u>

FUND - 80 CONKLIN PARK SEWER DISTRICT  
DEPT - 980 REVENUES

<u>REVENUE</u>	<u>DESCRIPTION</u>	<u>ACTUAL REVENUES</u>		<u>2023 BUDGET</u>		<u>2024 BUDGET</u>	
		<u>2021</u>	<u>2022</u>	<u>ADOPTED</u>	<u>PROJECTED</u>	<u>PROPOSED</u>	<u>ADOPTED</u>
1001	REAL PROPERTY TAXES	\$1,001	\$1,001	\$1,000	\$1,001	\$1,000	\$1,000
2401	INTEREST INCOME	0	0	0	0	0	0
9000	UNEXPENDED BALANCE	0	0	0	0	0	0
	<u>TOTAL REVENUES</u>	<u>\$1,001</u>	<u>\$1,001</u>	<u>\$1,000</u>	<u>\$1,001</u>	<u>\$1,000</u>	<u>\$1,000</u>
	ASSESSED VALUATION	\$167,118	\$167,118	\$168,007	\$168,007	\$170,423	\$170,423
	TAX RATE PER \$1,000 A.V.	\$6.00	\$6.00	\$5.97	\$5.97	\$5.88	\$5.88



TOWN OF CORTLANDT - ADOPTED BUDGET

FISCAL YEAR 2024

FUND - 81 FAWN RIDGE SEWER DISTRICT  
DEPT - 8130 MAINTENANCE

<u>EXPENDITURE</u>	<u>DESCRIPTION</u>	<u>ACTUAL EXPENSES</u>		<u>2023 BUDGET</u>		<u>2024 BUDGET</u>	
		<u>2021</u>	<u>2022</u>	<u>ADOPTED</u>	<u>PROJECTED</u>	<u>PROPOSED</u>	<u>ADOPTED</u>
444	MAINTENANCE	\$10,000	\$10,000	\$10,000	\$10,000	\$10,000	\$10,000
	TOTAL 400'S	\$10,000	\$10,000	\$10,000	\$10,000	\$10,000	\$10,000
9720.610	STATUTORY BONDS-PRINCIPAL	\$0	\$0	\$0	\$0	\$0	\$0
9720.710	STATUTORY BONDS-INTEREST	0	0	0	0	0	0
	TOTAL STATUTORY BONDS	\$0	\$0	\$0	\$0	\$0	\$0
9730.610	BAN PRINCIPAL	0	0	0	0	0	0
9730.710	BAN INTEREST	0	0	0	0	0	0
	TOTAL BOND ANTICIPATION NOTES	0	0	0	0	0	0
9550.910	TRANSFER TO CAPITAL	\$0	\$0	\$0	\$0	\$0	\$0
	<u>TOTAL: APPROPRIATIONS</u>	<u>\$10,000</u>	<u>\$10,000</u>	<u>\$10,000</u>	<u>\$10,000</u>	<u>\$10,000</u>	<u>\$10,000</u>

FUND - 81 FAWN RIDGE SEWER DISTRICT  
DEPT - 980 REVENUES

<u>REVENUE</u>	<u>DESCRIPTION</u>	<u>ACTUAL REVENUES</u>		<u>2023 BUDGET</u>		<u>2024 BUDGET</u>	
		<u>2021</u>	<u>2022</u>	<u>ADOPTED</u>	<u>PROJECTED</u>	<u>PROPOSED</u>	<u>ADOPTED</u>
1001	REAL PROPERTY TAXES	\$15,270	\$10,026	\$10,000	\$10,016	\$10,000	\$10,000
2122	SEWER CHARGES	\$264	\$223	\$0	\$13	\$0	\$0
2401	INTEREST INCOME	0	0	0	0	0	0
9000	UNEXPENDED BALANCE	0	0	0	0	0	0
	<u>TOTAL REVENUES</u>	<u>\$15,534</u>	<u>\$10,249</u>	<u>\$10,000</u>	<u>\$10,029</u>	<u>\$10,000</u>	<u>\$10,000</u>
	ASSESSED VALUATION	\$3,644,813	\$3,672,726	\$3,737,811	\$3,737,811	\$3,805,778	\$3,805,778
	TAX RATE PER \$1,000 A.V.	\$4.19	\$2.73	\$2.69	\$2.69	\$2.64	\$2.64

TOWN OF CORTLANDT - ADOPTED BUDGET

FISCAL YEAR 2024

FUND - 83 NORTH CORTLANDT DRAINAGE DISTRICT  
DEPT - 9550 TRANSFER TO CAPITAL FUND

<u>EXPENDITURE DESCRIPTION</u>	<u>ACTUAL EXPENSES</u>		<u>2023 BUDGET</u>		<u>2024 BUDGET</u>	
	<u>2021</u>	<u>2022</u>	<u>ADOPTED</u>	<u>PROJECTED</u>	<u>PROPOSED</u>	<u>ADOPTED</u>
9550.910 TRANSFER TO CAPITAL	\$0	\$0	\$0	\$0	\$0	\$0
TOTAL TRANSFERS	\$0	\$0	\$0	\$0	\$0	\$0
<u>TOTAL: MAINTENANCE</u>	<u>\$0</u>	<u>\$0</u>	<u>\$0</u>	<u>\$0</u>	<u>\$0</u>	<u>\$0</u>

FUND - 83 NORTH CORTLANDT DRAINAGE DISTRICT  
DEPT - 980 REVENUES

<u>REVENUE DESCRIPTION</u>	<u>ACTUAL REVENUES</u>		<u>2023 BUDGET</u>		<u>2024 BUDGET</u>	
	<u>2021</u>	<u>2022</u>	<u>ADOPTED</u>	<u>PROJECTED</u>	<u>PROPOSED</u>	<u>ADOPTED</u>
1001 REAL PROPERTY TAXES	\$0	\$0	\$0	\$0	\$0	\$0
2401 INTEREST INCOME	0	0	0	0	0	0
2801 INTERFUND REVENUES	0	0	0	0	0	0
9000 UNEXPENDED BALANCE	0	0	0	0	0	0
<u>TOTAL REVENUES</u>	<u>\$0</u>	<u>\$0</u>	<u>\$0</u>	<u>\$0</u>	<u>\$0</u>	<u>\$0</u>
ASSESSED VALUATION	\$461,977	\$461,993	\$462,840	\$462,840	\$465,033	\$465,033
TAX RATE PER \$1,000 A.V.	\$0.00	\$0.00	\$0.00	\$0.00	\$0.00	\$0.00

TOWN OF CORTLANDT - ADOPTED BUDGET

FISCAL YEAR 2024

FUND - 84 MOHEGAN LAKE IMPROVEMENT DISTRICT  
DEPT - 8790 GENERAL NAT. RESOURCES

<u>EXPENDITURE DESCRIPTION</u>		<u>ACTUAL EXPENSES</u>		<u>2023 BUDGET</u>		<u>2024 BUDGET</u>	
		<u>2021</u>	<u>2022</u>	<u>ADOPTED</u>	<u>PROJECTED</u>	<u>PROPOSED</u>	<u>ADOPTED</u>
444	MAINTENANCE	\$16,494	\$16,800	\$38,159	\$20,016	\$25,000	\$25,000
	TOTAL 400'S	\$16,494	\$16,800	\$38,159	\$20,016	\$25,000	\$25,000
	<u>TOTAL MAINTENANCE</u>	<u>\$16,494</u>	<u>\$16,800</u>	<u>\$38,159</u>	<u>\$20,016</u>	<u>\$25,000</u>	<u>\$25,000</u>

FUND - 84 MOHEGAN LAKE IMPROVEMENT DISTRICT  
DEPT - 980 REVENUES

<u>REVENUE DESCRIPTION</u>		<u>ACTUAL REVENUES</u>		<u>2023 BUDGET</u>		<u>2024 BUDGET</u>	
		<u>2021</u>	<u>2022</u>	<u>ADOPTED</u>	<u>PROJECTED</u>	<u>PROPOSED</u>	<u>ADOPTED</u>
1001	REAL PROPERTY TAXES	\$18,311	\$18,312	\$38,159	\$38,161	\$25,000	\$25,000
2401	INTEREST INCOME	0	0	0	0	0	0
9000	UNEXPENDED BALANCE	0	0	0	0	0	0
	<u>TOTAL REVENUES</u>	<u>\$18,311</u>	<u>\$18,312</u>	<u>\$38,159</u>	<u>\$38,161</u>	<u>\$25,000</u>	<u>\$25,000</u>
	ASSESSED VALUATION	\$1,527,752	\$1,535,667	\$1,538,742	\$1,538,742	\$1,539,360	\$1,539,360
	TAX RATE PER \$1,000 A.V.	\$11.98	\$11.92	\$24.80	\$24.80	\$16.25	\$16.25

TOWN OF CORTLANDT - ADOPTED BUDGET

FISCAL YEAR 2024

FUND - 85 WASHINGTON ACRES DRAINAGE DISTRICT  
DEPT - 8790 DRAINAGE

<u>EXPENDITURE DESCRIPTION</u>	<u>ACTUAL EXPENSES</u>		<u>2023 BUDGET</u>		<u>2024 BUDGET</u>	
	<u>2021</u>	<u>2022</u>	<u>ADOPTED</u>	<u>PROJECTED</u>	<u>PROPOSED</u>	<u>ADOPTED</u>
444 MAINTENANCE	\$0	\$0	\$3,000	\$3,000	\$3,000	\$3,000
TOTAL 400'S	\$0	\$0	\$3,000	\$3,000	\$3,000	\$3,000
<u>TOTAL: MAINTENANCE</u>	<u>\$0</u>	<u>\$0</u>	<u>\$3,000</u>	<u>\$3,000</u>	<u>\$3,000</u>	<u>\$3,000</u>

FUND - 85 WASHINGTON ACRES DRAINAGE DISTRICT  
DEPT - 980 REVENUES

<u>REVENUE DESCRIPTION</u>	<u>ACTUAL REVENUES</u>		<u>2023 BUDGET</u>		<u>2024 BUDGET</u>	
	<u>2021</u>	<u>2022</u>	<u>ADOPTED</u>	<u>PROJECTED</u>	<u>PROPOSED</u>	<u>ADOPTED</u>
1001 REAL PROPERTY TAXES	\$3,002	\$3,002	\$3,000	\$3,002	\$3,000	\$3,000
2401 INTEREST INCOME	0	0	0	0	0	0
9000 UNEXPENDED BALANCE	0	0	0	0	0	0
<u>TOTAL REVENUES</u>	<u>\$3,002</u>	<u>\$3,002</u>	<u>\$3,000</u>	<u>\$3,002</u>	<u>\$3,000</u>	<u>\$3,000</u>
ASSESSED VALUATION	\$498,027	\$459,320	\$457,555	\$457,555	\$455,623	\$455,623
TAX RATE PER \$1,000 A.V.	\$6.03	\$6.54	\$6.56	\$6.56	\$6.59	\$6.59

TOWN OF CORTLANDT - ADOPTED BUDGET

FISCAL YEAR 2024

FUND - 86 RIDGEVALE DRAINAGE DISTRICT  
DEPT - 8790 DRAINAGE

<u>EXPENDITURE DESCRIPTION</u>	<u>ACTUAL EXPENSES</u>		<u>2023 BUDGET</u>		<u>2024 BUDGET</u>	
	<u>2021</u>	<u>2022</u>	<u>ADOPTED</u>	<u>PROJECTED</u>	<u>PROPOSED</u>	<u>ADOPTED</u>
444 MAINTENANCE	\$10,000	\$10,000	\$10,000	\$10,000	\$10,000	\$10,000
TOTAL 400'S	\$10,000	\$10,000	\$10,000	\$10,000	\$10,000	\$10,000
<u>TOTAL: MAINTENANCE</u>	<u>\$10,000</u>	<u>\$10,000</u>	<u>\$10,000</u>	<u>\$10,000</u>	<u>\$10,000</u>	<u>\$10,000</u>

FUND - 86 RIDGEVALE DRAINAGE DISTRICT  
DEPT - 980 REVENUES

<u>REVENUE DESCRIPTION</u>	<u>ACTUAL REVENUES</u>		<u>2023 BUDGET</u>		<u>2024 BUDGET</u>	
	<u>2021</u>	<u>2022</u>	<u>ADOPTED</u>	<u>PROJECTED</u>	<u>PROPOSED</u>	<u>ADOPTED</u>
1001 REAL PROPERTY TAXES	\$10,000	\$10,003	\$10,000	\$10,003	\$10,000	\$10,000
2401 INTEREST INCOME	0	0	0	0	0	0
9000 UNEXPENDED BALANCE	0	0	0	0	0	0
<u>TOTAL REVENUES</u>	<u>\$10,000</u>	<u>\$10,003</u>	<u>\$10,000</u>	<u>\$10,003</u>	<u>\$10,000</u>	<u>\$10,000</u>
ASSESSED VALUATION	\$499,622	\$497,916	\$493,488	\$493,488	\$494,414	\$494,414
TAX RATE PER \$1,000 A.V.	\$20.02	\$20.09	\$20.27	\$20.27	\$20.23	\$20.23

TOWN OF CORTLANDT - ADOPTED BUDGET

FISCAL YEAR 2024

FUND - 87 WESTCHESTER MALL DRAINAGE DISTRICT  
DEPT - 8790 MAINTENANCE

<u>EXPENDITURE</u>	<u>DESCRIPTION</u>	<u>ACTUAL EXPENSES</u>		<u>2023 BUDGET</u>		<u>2024 BUDGET</u>	
		<u>2021</u>	<u>2022</u>	<u>ADOPTED</u>	<u>PROJECTED</u>	<u>PROPOSED</u>	<u>ADOPTED</u>
443	BUILDING MAINTENANCE	\$0	\$0	\$0	\$0	\$0	\$0
	TOTAL 400'S	\$0	\$0	\$0	\$0	\$0	\$0
	TOTAL: MAINTENANCE	\$0	\$0	\$0	\$0	\$0	\$0
9550.91	TRANSFER CAPITAL	\$10,000	\$10,000	\$10,000	\$10,000	\$10,000	\$10,000
	TOTAL TRANSFERS	\$10,000	\$10,000	\$10,000	\$10,000	\$10,000	\$10,000
	<u>TOTAL: APPROPRIATIONS</u>	<u>\$10,000</u>	<u>\$10,000</u>	<u>\$10,000</u>	<u>\$10,000</u>	<u>\$10,000</u>	<u>\$10,000</u>

FUND - 87 WESTCHESTER MALL DRAINAGE DISTRICT  
DEPT - 980 REVENUES

<u>REVENUE</u>	<u>DESCRIPTION</u>	<u>ACTUAL REVENUES</u>		<u>2023 BUDGET</u>		<u>2024 BUDGET</u>	
		<u>2021</u>	<u>2022</u>	<u>ADOPTED</u>	<u>PROJECTED</u>	<u>PROPOSED</u>	<u>ADOPTED</u>
1001	REAL PROPERTY TAXES	\$10,007	\$10,002	\$10,000	\$10,002	\$10,000	\$10,000
2401	INTEREST INCOME	0	0	0	0	0	0
9000	UNEXPENDED BALANCE	0	0	0	0	0	0
	<u>TOTAL REVENUES</u>	<u>\$10,007</u>	<u>\$10,002</u>	<u>\$10,000</u>	<u>\$10,002</u>	<u>\$10,000</u>	<u>\$10,000</u>
	ASSESSED VALUATION	\$1,534,855	\$1,557,283	\$1,558,230	\$1,558,230	\$1,558,754	\$1,558,754
	TAX RATE PER \$1,000 A.V.	\$6.52	\$6.43	\$6.42	\$6.42	\$6.42	\$6.42

TOWN OF CORTLANDT - ADOPTED BUDGET

FISCAL YEAR 2024

FUND - 88 COUNTRY WOODS SEWER DISTRICT  
DEPT - 8130 MAINTENANCE

<u>EXPENDITURE</u>	<u>DESCRIPTION</u>	<u>ACTUAL EXPENSES</u>		<u>2023 BUDGET</u>		<u>2024 BUDGET</u>	
		<u>2021</u>	<u>2022</u>	<u>ADOPTED</u>	<u>PROJECTED</u>	<u>PROPOSED</u>	<u>ADOPTED</u>
444	MAINTENANCE	\$1,500	\$1,500	\$1,500	\$1,500	\$1,500	\$1,500
	TOTAL 400'S	\$1,500	\$1,500	\$1,500	\$1,500	\$1,500	\$1,500
	TOTAL: MAINTENANCE	\$1,500	\$1,500	\$1,500	\$1,500	\$1,500	\$1,500
9550.91	TRANSFER CAPITAL	\$0	\$0	\$0	\$0	\$0	\$0
	TOTAL TRANSFERS	\$0	\$0	\$0	\$0	\$0	\$0
	<u>TOTAL: APPROPRIATIONS</u>	<u>\$1,500</u>	<u>\$1,500</u>	<u>\$1,500</u>	<u>\$1,500</u>	<u>\$1,500</u>	<u>\$1,500</u>

FUND - 88 COUNTRY WOODS SEWER DISTRICT  
DEPT - 980 REVENUES

<u>REVENUE</u>	<u>DESCRIPTION</u>	<u>ACTUAL REVENUES</u>		<u>2023 BUDGET</u>		<u>2024 BUDGET</u>	
		<u>2021</u>	<u>2022</u>	<u>ADOPTED</u>	<u>PROJECTED</u>	<u>PROPOSED</u>	<u>ADOPTED</u>
1001	REAL PROPERTY TAXES	\$1,503	\$1,502	\$1,500	\$1,503	\$1,500	\$1,500
2122	SEWER CHARGES	81	77	0	0	0	0
2401	INTEREST INCOME	0	0	0	0	0	0
9000	UNEXPENDED BALANCE	0	0	0	0	0	0
	<u>TOTAL REVENUES</u>	<u>\$1,584</u>	<u>\$1,579</u>	<u>\$1,500</u>	<u>\$1,503</u>	<u>\$1,500</u>	<u>\$1,500</u>
	ASSESSED VALUATION	\$418,793	\$424,163	\$446,520	\$446,520	\$497,216	\$497,216
	TAX RATE PER \$1,000 A.V.	\$3.59	\$3.54	\$3.36	\$3.36	\$3.02	\$3.02

TOWN OF CORTLANDT - ADOPTED BUDGET

FISCAL YEAR 2024

FUND - 89 WATERBURY MANOR SEWER DISTRICT  
DEPT - 8130 MAINTENANCE

<u>EXPENDITURE</u>	<u>DESCRIPTION</u>	<u>ACTUAL EXPENSES</u>		<u>2023 BUDGET</u>		<u>2024 BUDGET</u>	
		<u>2021</u>	<u>2022</u>	<u>ADOPTED</u>	<u>PROJECTED</u>	<u>PROPOSED</u>	<u>ADOPTED</u>
413	SUPPLIES & MISC.	\$0	\$0	\$2,000	\$2,000	\$2,000	\$2,000
485	BOND ISSUANCE EXP.	0	0	0	0	0	0
	TOTAL 400'S	\$0	\$0	\$2,000	\$2,000	\$2,000	\$2,000
9720.610	BONDS-PRINCIPAL	0	0	0	0	0	0
9720.710	BONDS-INTEREST	0	0	0	0	0	0
	TOTAL DEBT SERVICE	\$0	\$0	\$0	\$0	\$0	\$0
9550.910	TRANSFER TO CAPITAL	0	0	0	0	0	0
	<u>TOTAL: MAINTENANCE</u>	<u>\$0</u>	<u>\$0</u>	<u>\$2,000</u>	<u>\$2,000</u>	<u>\$2,000</u>	<u>\$2,000</u>

FUND - 89 WATERBURY MANOR SEWER DISTRICT  
DEPT - 980 REVENUES

<u>REVENUE</u>	<u>DESCRIPTION</u>	<u>ACTUAL REVENUES</u>		<u>2023 BUDGET</u>		<u>2024 BUDGET</u>	
		<u>2021</u>	<u>2022</u>	<u>ADOPTED</u>	<u>PROJECTED</u>	<u>PROPOSED</u>	<u>ADOPTED</u>
1001	REAL PROPERTY TAXES	\$2,009	\$2,007	\$2,000	\$2,009	\$2,000	\$2,000
2401	INTEREST & EARNINGS	0	0	0	0	0	0
2801	TRANSFER FROM DEBT SERVICE	0	0	0	0	0	0
9000	UNEXPENDED BALANCE	0	0	0	0	0	0
	<u>TOTAL REVENUES</u>	<u>\$2,009</u>	<u>\$2,007</u>	<u>\$2,000</u>	<u>\$2,009</u>	<u>\$2,000</u>	<u>\$2,000</u>
	ASSESSED VALUATION	\$1,081,640	\$1,080,043	\$1,079,675	\$1,079,675	\$1,087,703	\$1,087,703
	TAX RATE PER \$1,000 A.V.	\$1.85	\$1.85	\$1.85	\$1.85	\$1.84	\$1.84



TOWN OF CORTLANDT - ADOPTED BUDGET

FISCAL YEAR 2024

FUND - 90 CORTLANDT AMBULANCE DISTRICT #1  
DEPT - 4540 AMBULANCE

<u>EXPENDITURE</u>	<u>DESCRIPTION</u>	<u>ACTUAL EXPENSES</u>		<u>2023 BUDGET</u>		<u>2024 BUDGET</u>	
		<u>2021</u>	<u>2022</u>	<u>ADOPTED</u>	<u>PROJECTED</u>	<u>PROPOSED</u>	<u>ADOPTED</u>
412	FUEL	\$895	\$0	\$0	\$0	\$0	\$0
440	SERVICE CONTRACT	105,000	105,000	105,000	105,000	105,000	105,000
	TOTAL 400'S	\$105,636	\$105,000	\$105,000	\$105,000	\$105,000	\$105,000
9010	RETIREMENT	3,459	0	40,000	40,000	10,000	10,000
9540	INTERFUND TRANSFER	165,000	165,000	165,000	165,000	165,000	165,000
	TOTAL TRANSFERS	\$168,459	\$165,000	\$205,000	\$205,000	\$175,000	\$175,000
	<u>TOTAL: AMBULANCE DIST</u>	<u>\$274,095</u>	<u>\$270,000</u>	<u>\$310,000</u>	<u>\$310,000</u>	<u>\$280,000</u>	<u>\$280,000</u>

FUND - 90 CORTLANDT AMBULANCE DISTRICT #1  
DEPT - 980 REVENUES

<u>REVENUE</u>	<u>DESCRIPTION</u>	<u>ACTUAL REVENUES</u>		<u>2023 BUDGET</u>		<u>2024 BUDGET</u>	
		<u>2021</u>	<u>2022</u>	<u>ADOPTED</u>	<u>PROJECTED</u>	<u>PROPOSED</u>	<u>ADOPTED</u>
1001	REAL PROPERTY TAXES	\$305,084	\$305,236	\$300,000	\$300,216	\$280,000	\$280,000
2401	INTEREST INCOME	0	0	0	0	0	0
9000	UNEXPENDED BALANCE	0	0	10,000	0	0	0
	TOTAL REVENUES	<u>\$305,084</u>	<u>\$305,236</u>	<u>\$310,000</u>	<u>\$300,216</u>	<u>\$280,000</u>	<u>\$280,000</u>
	ASSESSED VALUATION	\$24,128,451	\$24,128,451	\$24,106,426	\$24,106,426	\$24,404,221	\$24,404,221
	TAX RATE PER \$1,000 A.V.	\$12.61	\$12.85	\$12.44	\$12.44	\$11.47	\$11.47

## TOWN OF CORTLANDT - ADOPTED BUDGET

FISCAL YEAR 2024FUND - 91 PUTNAM COLONY PARK DISTRICT  
DEPT - 7110 PARKS

<u>EXPENDITURE DESCRIPTION</u>	<u>ACTUAL EXPENSES</u>		<u>2023 BUDGET</u>		<u>2024 BUDGET</u>	
	<u>2021</u>	<u>2022</u>	<u>ADOPTED</u>	<u>PROJECTED</u>	<u>PROPOSED</u>	<u>ADOPTED</u>
114 TEMPORARY SERVICES	\$0	\$0	\$0	\$0	\$0	\$0
TOTAL: 100'S	\$0	\$0	\$0	\$0	\$0	\$0
417 LAKE SUPPLIES	\$0	\$0	\$0	\$0	\$0	\$0
421 TELEPHONE	0	0	0	0	0	0
443 REPAIRS & MAINTENANCE	0	0	0	0	0	0
TOTAL: 400'S	\$0	\$0	\$0	\$0	\$0	\$0
9030.810 EMPLOYEE BENEFITS - VARIOUS	\$0	\$0	\$0	\$0	\$0	\$0
TOTAL: BENEFITS	\$0	\$0	\$0	\$0	\$0	\$0
9550.910 TRANSFER TO CAPITAL FOR RESERVE	\$0	\$0	\$0	\$0	\$0	\$0
TOTAL: TRANSFERS	\$0	\$0	\$0	\$0	\$0	\$0
<u>TOTAL: PARKS</u>	<u>\$0</u>	<u>\$0</u>	<u>\$0</u>	<u>\$0</u>	<u>\$0</u>	<u>\$0</u>

FUND - 91 PUTNAM COLONY PARK DISTRICT  
DEPT - 980 REVENUES

<u>REVENUE DESCRIPTION</u>	<u>ACTUAL REVENUES</u>		<u>2023 BUDGET</u>		<u>2024 BUDGET</u>	
	<u>2021</u>	<u>2022</u>	<u>ADOPTED</u>	<u>PROJECTED</u>	<u>PROPOSED</u>	<u>ADOPTED</u>
1001 REAL PROPERTY TAXES	\$0	\$0	\$0	\$0	\$0	\$0
2401 INTEREST INCOME	0	0	0	0	0	0
9000 UNEXPENDED BALANCE	0	0	0	0	0	0
<u>TOTAL REVENUES</u>	<u>\$0</u>	<u>\$0</u>	<u>\$0</u>	<u>\$0</u>	<u>\$0</u>	<u>\$0</u>
ASSESSED VALUATION	\$313,692	\$313,596	\$314,375	\$314,375	\$316,188	\$316,188
TAX RATE PER \$1,000 A.V.	\$0.00	\$0.00	\$0.00	\$0.00	\$0.00	\$0.00

## TOWN OF CORTLANDT - ADOPTED BUDGET

FISCAL YEAR 2024

## FUND - 92 CORTLANDT AMBULANCE DISTRICT #2

## DEPT - 4540 AMBULANCE

EXPENDITURE	DESCRIPTION	ACTUAL EXPENSES		2023 BUDGET		2024 BUDGET	
		2021	2022	ADOPTED	PROJECTED	PROPOSED	ADOPTED
210	EQUIPMENT	\$1,212	\$1,777	\$5,000	\$11,630	\$5,000	\$5,000
220	VEHICLES	575	0	0	0	0	0
411	HEATING FUEL	0	0	0	0	6,000	6,000
412	FUEL	13,521	20,736	16,000	24,311	18,000	18,000
413	SUPPLIES & MISC	23,653	29,267	25,000	30,708	25,000	25,000
414	AUTO PARTS	7,260	13,317	15,000	12,180	15,000	15,000
416	UNIFORMS	390	0	4,500	3,525	4,500	4,500
421	TELEPHONE	5,945	6,360	6,500	10,579	8,000	8,000
434	INSURANCE	0	0	0	0	0	0
440	SERVICE CONTRACT	666,537	745,190	792,000	798,621	840,000	840,000
443	OFFICE - BUILDING MAINT	0	13,544	0	747	5,000	5,000
444	EQUIPMENT MAINTENANCE	0	0	0	3,382	5,000	5,000
438	ADMINISTRATIVE O/H	10,000	10,000	10,000	10,000	10,000	10,000
463	EDUCATION & CONVENTIONS	0	0	0	0	0	0
464	AUTO	0	0	0	0	0	0
476	JUDGEMENTS & CLAIMS	0	0	0	0	0	0
TOTAL 400'S		\$729,094	\$840,191	\$874,000	\$905,683	\$941,500	\$941,500
9720.610	BONDS-PRINCIPAL	0	0	0	0	0	0
9720.710	BONDS-INTEREST	0	0	0	0	0	0
<u>TOTAL: AMBULANCE_DIST</u>		<u>\$729,094</u>	<u>\$840,191</u>	<u>\$874,000</u>	<u>\$905,683</u>	<u>\$941,500</u>	<u>\$941,500</u>

## FUND - 92 CORTLANDT AMBULANCE DISTRICT #2

## DEPT - 980 REVENUES

REVENUE	DESCRIPTION	ACTUAL REVENUES		2023 BUDGET		2024 BUDGET	
		2021	2022	ADOPTED	PROJECTED	PROPOSED	ADOPTED
1001	REAL PROPERTY TAXES	\$84,015	\$84,035	\$84,000	\$105,683	\$84,000	\$84,000
2401	INTEREST INCOME	0	0	0	0	0	0
2260	PUBLIC SAFETY OTHER GOVTS	187,382	250,683	225,000	235,000	230,000	230,000
2680	INSURANCE RECOVERIES	0	0	0	0	0	0
2701	REFUND OF PRIOR YRS EXPS	0	0	0	0	0	0
2770	UNCLASSIFIED REVENUES	0	0	0	0	0	0
2801	INTERFUND REVENUES	565,000	565,000	565,000	565,000	565,000	565,000
9000	UNEXPENDED BALANCE	0	0	0	0	62,500	62,500
TOTAL REVENUES		<u>\$836,397</u>	<u>\$899,717</u>	<u>\$874,000</u>	<u>\$905,683</u>	<u>\$941,500</u>	<u>\$941,500</u>
ASSESSED VALUATION		\$6,902,935	\$6,902,935	\$6,885,249	\$6,885,249	\$6,898,281	\$6,898,281
TAX RATE PER \$1,000 A.V.		\$12.16	\$12.17	\$12.20	\$12.20	\$12.18	\$12.18

TOWN OF CORTLANDT - ADOPTED BUDGET

FISCAL YEAR 2024

FUND - 97 CORTLANDT AMBULANCE DISTRICT #3  
DEPT - 4540 AMBULANCE

<u>EXPENDITURE</u>	<u>DESCRIPTION</u>	<u>ACTUAL EXPENSES</u>		<u>2023 BUDGET</u>		<u>2024 BUDGET</u>	
		<u>2021</u>	<u>2022</u>	<u>ADOPTED</u>	<u>PROJECTED</u>	<u>PROPOSED</u>	<u>ADOPTED</u>
440	SERVICE CONTRACT	\$0	\$0	\$0	\$0	\$0	\$0
	TOTAL 400'S	\$0	\$0	\$0	\$0	\$0	\$0
9540	INTERFUND TRANSFER	400,000	400,000	400,000	400,000	400,000	400,000
	TOTAL TRANSFERS	\$400,000	\$400,000	\$400,000	\$400,000	\$400,000	\$400,000
	<u>TOTAL: AMBULANCE DIST</u>	<u>\$400,000</u>	<u>\$400,000</u>	<u>\$400,000</u>	<u>\$400,000</u>	<u>\$400,000</u>	<u>\$400,000</u>

FUND - 97 CORTLANDT AMBULANCE DISTRICT #3  
DEPT - 980 REVENUES

<u>REVENUE</u>	<u>DESCRIPTION</u>	<u>ACTUAL REVENUES</u>		<u>2023 BUDGET</u>		<u>2024 BUDGET</u>	
		<u>2021</u>	<u>2022</u>	<u>ADOPTED</u>	<u>PROJECTED</u>	<u>PROPOSED</u>	<u>ADOPTED</u>
1001	REAL PROPERTY TAXES	\$400,235	\$400,337	\$400,000	\$400,000	\$400,000	\$400,000
2401	INTEREST INCOME			0	0	0	0
9000	UNEXPENDED BALANCE	0	0	0	0	0	0
	TOTAL REVENUES	<u>\$400,235</u>	<u>\$400,337</u>	<u>\$400,000</u>	<u>\$400,000</u>	<u>\$400,000</u>	<u>\$400,000</u>
	ASSESSED VALUATION	\$47,816,245	\$48,062,775	\$47,959,168	\$47,959,168	\$47,811,791	\$0
	TAX RATE PER \$1,000 A.V.	\$8.38	\$8.34	\$8.36	\$8.36	\$8.38	\$8.38

TOWN OF CORTLANDT - ADOPTED BUDGET

FISCAL YEAR 2024

FUND - 94 RED OAKS SEWER DISTRICT  
DEPT - 8130 MAINTENANCE

<u>EXPENDITURE</u>	<u>DESCRIPTION</u>	<u>ACTUAL EXPENSES</u>		<u>2023 BUDGET</u>		<u>2024 BUDGET</u>	
		<u>2021</u>	<u>2022</u>	<u>ADOPTED</u>	<u>PROJECTED</u>	<u>PROPOSED</u>	<u>ADOPTED</u>
422	LIGHT & POWER	\$15,000	\$15,000	\$15,000	\$15,000	\$15,000	\$15,000
444	MAINTENANCE	10,000	10,000	10,000	10,000	10,000	10,000
	<u>TOTAL 400'S</u>	<u>\$25,000</u>	<u>\$25,000</u>	<u>\$25,000</u>	<u>\$25,000</u>	<u>\$25,000</u>	<u>\$25,000</u>
	<u>TOTAL: MAINTENANCE</u>	<u>\$25,000</u>	<u>\$25,000</u>	<u>\$25,000</u>	<u>\$25,000</u>	<u>\$25,000</u>	<u>\$25,000</u>
9720.610	STATUTORY BONDS PRINCIPAL	\$0	\$0	\$0	\$0	\$0	\$0
9720.710	STATUTORY BONDS INTEREST	0	0	0	0	0	0
	<u>TOTAL BANS</u>	<u>\$0</u>	<u>\$0</u>	<u>\$0</u>	<u>\$0</u>	<u>\$0</u>	<u>\$0</u>
910	TRANSFER FOR RESERVE	\$0	\$0	\$0	\$0	\$0	\$0
	<u>TOTAL TRANSFERS</u>	<u>\$0</u>	<u>\$0</u>	<u>\$0</u>	<u>\$0</u>	<u>\$0</u>	<u>\$0</u>
	<u>TOTAL: APPROPRIATIONS</u>	<u>\$25,000</u>	<u>\$25,000</u>	<u>\$25,000</u>	<u>\$25,000</u>	<u>\$25,000</u>	<u>\$25,000</u>

FUND - 94 RED OAKS SEWER DISTRICT  
DEPT - 980 REVENUES

<u>REVENUE</u>	<u>DESCRIPTION</u>	<u>ACTUAL REVENUES</u>		<u>2023 BUDGET</u>		<u>2024 BUDGET</u>	
		<u>2021</u>	<u>2022</u>	<u>ADOPTED</u>	<u>PROJECTED</u>	<u>PROPOSED</u>	<u>ADOPTED</u>
1001	REAL PROPERTY TAXES	\$25,005	\$25,007	\$25,000	\$25,004	\$25,000	\$25,000
2122	SEWER CHARGES	\$472	\$476		\$500		
2401	INTEREST INCOME	0	0	0	0	0	0
9000	UNEXPENDED BALANCE	0	0	0	0	0	0
	<u>TOTAL REVENUES</u>	<u>\$25,477</u>	<u>\$25,482</u>	<u>\$25,000</u>	<u>\$25,504</u>	<u>\$25,000</u>	<u>\$25,000</u>
	ASSESSED VALUATION	\$927,438	\$908,713	\$904,200	\$904,200	\$942,268	\$942,268
	TAX RATE PER \$1,000 A.V.	\$26.96	\$27.51	\$27.65	\$27.65	\$26.53	\$26.53

## TOWN OF CORTLANDT - PROPOSED BUDGET

FISCAL YEAR 2024

FUND - 93 NORWEST  
DEPT - 7315 YOUTH ACTIVITIES

<u>EXPENDITURE DESCRIPTION</u>		<u>ACTUAL EXPENSES</u>		<u>2023 BUDGET</u>		<u>2024 BUDGET</u>		
		<u>2021</u>	<u>2022</u>	<u>ADOPTED</u>	<u>PROJECTED</u>	<u>REQUEST</u>	<u>PROPOSED</u>	<u>ADOPTED</u>
110	SALARIES	\$254,408	\$187,069	\$231,109	\$233,068	\$244,880	\$233,068	\$233,068
114	TEMP SVCS	41,712	57,399	90,000	99,969	90,448	100,000	100,000
119	LIQUIDATION	0	0	0	3,767	0	0	0
199	OVERTIME	412	271	1,000	429	1,000	1,000	1,000
	TOTAL 100'S	\$296,533	\$244,738	\$322,109	\$337,233	\$336,328	\$334,068	\$334,068
210	EQUIPMENT	622.89	97.84					
220	VEHICLES	\$0	\$0	\$0	\$0	\$0	\$0	\$0
	TOTAL 200'S	\$623	\$98	\$0	\$0	\$0	\$0	\$0
405	FAMILY REIMBURSEMENT PROGRAM	\$0	\$0	\$0	\$0	\$0	\$0	\$0
409	PROGRAM SUPPLIES	1,726	890	2,100	2,037	2,100	2,100	2,100
410	CLIENT FOOD	7,532	5,203	10,000	5,527	10,000	10,000	10,000
412	FUEL OIL	2,536	3,518	4,500	3,727	4,500	4,500	4,500
413	SUPPLIES & MISC.	1,079	3,038	2,500	1,488	2,500	2,500	2,500
421	TELEPHONE	4,914	4,751	6,500	4,981	6,500	6,500	6,500
422	LIGHT & POWER	0	0	0	0	0	0	0
434	INSURANCE	21,944	25,216	19,500	25,695	19,500	19,500	19,500
436	METER RENTAL	0	0	0	0	0	0	0
437	CLIENT TRANSPORTATION	5,857	6,626	8,000	6,662	8,000	8,000	8,000
438	ADMINISTRATIVE O/H	17,000	17,000	17,000	17,000	17,000	17,000	17,000
439	RENT	7,200	7,200	7,200	7,200	7,200	7,200	7,200
440	SERVICE CONTRACTS	1,914	6,202	3,200	4,802	3,200	3,200	3,200
441	PRINTING	0	0	650	500	650	650	650
442	FACILITY RENTAL	3,255	2,678	6,500	6,500	6,500	6,500	6,500
443	BUILDING MAINTENANCE	1,800	2,153	2,200	1,308	2,200	2,200	2,200
452	LEGAL	2,000	2,000	2,000	2,000	2,000	2,000	2,000
457	INSTRUCTORS	0	0	0	0	0	0	0
462	POSTAGE	2,279	1,713	2,000	1,840	2,000	2,000	2,000
463	EDUCATIONS & CONVENTIONS	0	0	500	90	500	500	500
464	AUTO/TRAVEL	1,044	1,241	3,200	2,838	3,200	3,200	3,200
466	ENTERTAINMENT	11,624	9,366	20,500	29,476	20,500	20,500	20,500
490	GRANT SALARIES	0	0	0	0	0	0	0
491	GRANT EXPENSES	0	0	0	0	0	0	0
492	GRANT FRINGES	0	0	0	0	0	0	0
	TOTAL 400'S	\$93,705	\$98,795	\$118,050	\$123,671	\$118,050	\$118,050	\$118,050
	<u>TOTAL: YOUTH ACTIVITIES</u>	<u>\$390,861</u>	<u>\$343,631</u>	<u>\$440,159</u>	<u>\$460,904</u>	<u>\$454,378</u>	<u>\$452,118</u>	<u>\$452,118</u>

## TOWN OF CORTLANDT - ADOPTED BUDGET

FISCAL YEAR 2024

<u>FUND - 93 NORWEST</u> <u>EXPENDITURE DESCRIPTION</u>		<u>ACTUAL EXPENSES</u>		<u>2023 BUDGET</u>		<u>REQUEST</u>	<u>2024 BUDGET</u>	
		<u>2021</u>	<u>2022</u>	<u>ADOPTED</u>	<u>PROJECTED</u>		<u>PROPOSED</u>	<u>ADOPTED</u>
1980.480	CONTRIBUTION TO NYS MTA TAX	1,033	834	1,100	1,100	1,100	1,100	1,100
DEPT - 9000 EMPLOYEE BENEFITS								
9010.805	STATE RETIREMENT	35,822	31,081	35,000	27,657	35,000	35,000	35,000
9030.810	SOCIAL SECURITY	22,703	18,266	26,000	27,425	26,000	26,000	26,000
9040.815	WORKER'S COMPENSATION	7,503	4,336	12,000	11,650	12,000	12,000	12,000
9045.820	LIFE INSURANCE	105	85	150	110	150	150	150
9050.825	UNEMPLOYMENT INSURANCE	0	0	0	0	0	0	0
9060.830	HEALTH INSURANCE	66,318	79,154	95,000	77,873	95,000	95,000	95,000
9070.835	DENTAL INSURANCE	4,438	4,438	5,000	3,786	5,000	5,000	5,000
<u>TOTAL: EMPLOYEE BENEFITS</u>		<u>\$136,888</u>	<u>\$137,359</u>	<u>\$173,150</u>	<u>\$148,501</u>	<u>\$173,150</u>	<u>\$173,150</u>	<u>\$173,150</u>
<u>TOTAL APPROPRIATIONS (93)</u>		<u>\$528,781</u>	<u>\$529,054</u>	<u>\$614,409</u>	<u>\$610,505</u>	<u>\$628,628</u>	<u>\$626,368</u>	<u>\$626,368</u>

TOWN OF CORTLANDT - ADOPTED BUDGET

FISCAL YEAR 2024

FUND - 93 NORWEST  
DEPT - 980 REVENUES

<u>REVENUE DESCRIPTION</u>	<u>ACTUAL REVENUES</u>		<u>2023 BUDGET</u>		<u>2024 BUDGET</u>	
	<u>2021</u>	<u>2022</u>	<u>ADOPTED</u>	<u>PROJECTED</u>	<u>PROPOSED</u>	<u>ADOPTED</u>
<u>DEPARTMENTAL REVENUE</u>						
1870 PATIENT FEES	\$34,763	\$67,815	\$74,000	\$61,776	\$74,000	\$74,000
2350 SERVICES OTHER GOVT'S	0	0	0	0	0	0
2390 JOINT ACTIVITY CONTRACTS	162,782	179,274	182,282	180,741	182,282	182,282
2401 INTEREST & EARNINGS	10	586	150	2,774	150	150
2701 REFUND PRIOR YEAR	10,115	460	0	0	0	0
2705 GIFTS AND DONATIONS	0	1,220	0	7500	0	0
2770 UNCLASSIFIED REVENUES	44,238	1,165	0	0	0	0
9000 UNEXPENDED BALANCE	0	0	50,000	0	50,000	50,000
SUB-TOTAL	\$251,907	\$250,520	\$306,432	\$252,791	\$306,432	\$306,432
<u>NEW YORK STATE FUNDING</u>						
3089.01 OPWDD GRANT/MEDICAID	\$258,392	\$233,572	\$307,977	\$352,105	\$319,936	\$319,936
3092.02 STATE AID OPTS	0	0	0	0	0	0
3089.03 OTHER STATE AID	0	0	0	3,230	0	0
4089.01 ARPA GRANTS	0	0	0	13,752	0	0
SUB-TOTAL	\$258,392	\$233,572	\$307,977	\$369,087	\$319,936	\$319,936
<u>TOTAL REVENUES NORWEST</u>	<u>\$510,299</u>	<u>\$484,092</u>	<u>\$614,409</u>	<u>\$621,877</u>	<u>\$626,368</u>	<u>\$626,368</u>